



WALLFORT

Financial Services Ltd.

Wallfort Financial Services Ltd
 Reg Off: 205A, Hari Chambers, S. B. Marg, Fort, Mumbai - 400001
 (CIN - L65920MH1994PLC082992)
 Tel: 66184016 / 66184017, Email: cosec@wallfort.com, Website: www.wallfort.com

(Rs. In lakhs)

Statement of Standalone Un-Audited Results For The Quarter and Half Year ended 30th September 2023

Particulars	For the quarter ended			For the half year ended		For the year ended
	30/09/2023	30/06/2023	30/09/2022	30/09/2023	30/09/2022	31/03/2023
	Unaudited	Unaudited	Unaudited	Unaudited	Unaudited	Audited
1 Income						
Revenue from operations						
(i) Interest Income	43.10	37.51	29.82	80.61	58.42	135.56
(ii) Dividend Income	32.86	4.53	32.17	37.39	33.42	78.68
(iii) Rental Income	-	-	-	-	-	-
(iv) Fees and commission Income						
- Brokerage Income	388.79	373.46	366.21	762.26	668.95	1,234.61
(v) Net gain on fair value changes	109.63	723.62	607.41	833.26	345.14	(313.44)
(vi) Net gain on derecognition of financial instruments under amortised cost category	-	-	-	-	-	-
(vii) Sale of products (including Excise Duty)	-	-	-	-	-	-
(viii) Sale of services	-	-	-	-	-	-
(ix) Other Operating Income	1,010.57	641.42	31.65	1,651.99	32.33	855.73
(I) Total Revenue From Operations	1,584.95	1,780.54	1,067.26	3,365.51	1,138.26	1,991.14
(II) Other income	6.14	0.35	1.42	6.49	4.78	12.33
(III) Total Income (+II)	1,591.09	1,780.89	1,068.68	3,372.00	1,143.05	2,003.47
2 Expenses						
(i) Finance costs	3.33	5.30	5.44	8.63	9.37	17.98
(ii) Impairment on financial instruments	-	-	-	-	-	-
(iii) Employee benefit expense	85.13	83.67	74.02	168.80	141.62	332.70
(iv) Depreciation, depletion and amortisation expense	9.10	8.64	7.36	17.74	13.64	29.30
(v) Other Expenses	239.71	210.85	218.78	450.56	548.79	1,017.23
(IV) Total expenses	337.27	308.46	305.60	645.73	713.42	1,397.21
(V) Profit/(Loss) Before Exceptional Items and Tax	1,253.82	1,472.43	763.08	2,726.27	429.63	606.26
(VI) Exceptional items	-	-	-	-	-	-
(VII) Profit/(Loss) Before Tax	1,253.82	1,472.43	763.08	2,726.27	429.63	606.26
(VIII) Tax expense						
Current tax	160.33	83.64	-	243.97	-	161.31
Deferred tax	-	-	-	-	-	(59.55)
Short/(Excess) Provision for tax for earlier years	-	-	-	-	-	-
(IX) Total Tax Expense	160.33	83.64	-	243.97	-	101.76
(X) Profit/(Loss) for the Period	1,093.49	1,388.79	763.08	2,482.30	429.63	504.50
(XI) Other Comprehensive Income						
(i) Other Comprehensive income not to be reclassified to profit and loss in subsequent periods:						
-Financial Instrument through OCI	-	-	-	-	-	9.39
-Actuarial Gain/(Loss) on post retirement benefit plans	(4.66)	-	5.00	(4.66)	4.60	-
-Gain on sale of Equity Instruments through Other Comprehensive Income	-	-	-	-	-	36.69
-Deferred Tax on financial instrument	-	-	-	-	-	-
(XII) Total Other Comprehensive Income for the period	(4.66)	-	5.00	(4.66)	4.60	46.08
(XIII) Total Comprehensive Income for the period (X+XII)	1,088.83	1,388.79	768.08	2,477.64	434.23	550.58
(XIV) (a) Paid-up Equity Share Capital (Face value of Rs. 10)	968.72	968.72	968.72	968.72	968.72	968.72
(b) Other Equity	13,465.52	12,376.65	10,871.51	13,465.52	10,871.51	10,987.86
(XV) Earnings per share						
Earnings per equity share for continuing operations						
Basic earnings per share (INR)	11.29	14.34	7.88	25.62	4.44	5.21
Diluted earnings per share (INR)	11.29	14.34	7.88	25.62	4.44	5.21

For and on behalf of the Board of Directors
 Wallfort Financials Services Ltd.

Ashok Bharadia
 Ashok Bharadia
 Managing Director
 DIN - 00407830



Place : Mumbai
 Date : 10th November 2023



WALLFORT

Financial Services Ltd.

Wallfort Financial Services Limited Standalone Q2

Notes:



- 1 The aforesaid results have been reviewed by Audit Committee, and taken on record by the board of directors at their meeting held on 10th November, 2023.
- 2
The above financial results have been prepared in accordance with the recognition and measurement principles of IND AS prescribed under section 133 of the Companies Act 2013 read with relevant Rules issued thereunder and other accounting principles generally accepted in India and SEBI Circular dated 5th July 2016.
- 3 The above Financial Results have been drawn up as per Division III applicable to Non-banking Financial Company (NBFC) in compliance with Companies (Indian Accounting Standards) Rules 2015 and as per amendments to Schedule III of the Companies Act, 2013 Vide MCA notification dated 11-10-2018. The Company is SEBI registered Stock Broker and is not required to be registered under Section 45-1A of the Reserve Bank of India, 1934.
- 4 The company does not have more than one reportable segment in line with Ind AS 108 "Operating Segment" issued by ICAI and hence segmental information is not given.
As per Ind AS 109, the company has unrealised gain/(loss) of Rs. 109.64 lakhs and Rs. 607.41 lakhs for the quarter ended 30th September 2023 and 30th September 2022 respectively which has been classified under 'Net gain on Fair Value changes'.
- 5
Statutory Auditor of the Company have conducted a 'Limited Review' of the financial results for the quarter in terms of Regulation 33 of the SEBI (Listing Obligation and Disclosure Requirements) Regulation, 2015. There are no qualifications in this report issued by the Statutory Auditors.
- 6
- 7 The impact for deferred tax is being provided annually at the time financial year end reporting.
- 8 Figures of the previous period have been regrouped whenever necessary, in order to make them comparable





WALLFORT



Financial Services Ltd.

Wallfort Financials Services Ltd		
CASH FLOW STATEMENT FOR THE YEAR ENDED 30TH SEPTEMBER, 2023		
(Rupees In Lakhs)		
Particular	Half year ended September 30,2023	Half year ended September 30,2022
A.CASH FLOW FROM OPERATING ACTIVITIES		
Profit before tax	2,726.27	429.63
Adjustment for:		
Depreciation, Amortisation and Impairment	17.74	13.64
Net gain on fair value changes	-833.27	-345.14
(Gain)/Loss on sale of equity instrument	-1,598.51	-176.38
Profit on sale from PPE	-	-4.95
Actuarial Gain or Loss on post employment benefit	-4.66	4.60
Interest Expense	8.63	9.37
Interest Income	-80.61	-58.42
Dividend Income	-37.39	-33.42
Operating Profit before Working Capital changes	198.21	-161.07
Adjustment for:		
1) (Increase) / Decrease in Trade Receivables	-41.93	74.65
2) Investment in Fixed deposit having maturity more than 3 months (Net of maturity)	-601.25	50.00
2) (Increase) / Decrease in Other Financial Assets	-727.52	-70.80
4) (Increase) / Decrease in Non Financial Assets	-38.83	-51.97
5) Increase / (Decrease) in Trade Payables	327.51	-4.23
5) Increase / (Decrease) in Borrowings	-206.11	-
6) Increase / (Decrease) in Other Financial Liabilities	126.70	-1.98
5) Increase / (Decrease) in Provision	0.59	0.16
7) (Increase) / Decrease in Other Non-Financial Liabilities	12.62	4.15
Cash generated from Operations	-950.01	-161.09
Taxes Paid	133.45	14.87
Net cash used in operating activities	-1,083.46	-175.96
B.CASH FLOW FROM INVESTING ACTIVITIES		
Purchase of Property Plant & Equipment	-33.13	-52.62
Sale of Fixed Assets	-	8.26
Net Cash used for Fixed Assets	-33.13	-44.36
Purchase of Investments	-26,708.42	-6,895.31
Sale of Investments	27,564.87	7,023.80
Net Cash used for Investments	856.45	128.49
Dividend Received	37.39	33.42
Net cash used for investing activities	860.71	117.55
C.CASH FLOW FROM FINANCING ACTIVITIES		
Interest Received	80.61	58.42
Interest Paid	-8.63	-9.37
Net cash used for financing activities	71.98	49.06
Net (Decrease)/Increase in cash and cash equivalents	-150.77	-9.35
Add : Cash and cash equivalents as at the beginning of the year	459.11	235.77
Cash and cash equivalents as at the end of the year	308.34	226.42
Components of cash and cash equivalents		
Cash on hand	3.10	3.10
In Current Accounts	305.24	223.32
Term deposit with bank (Original Maturity less than 3 months)	-	-
For and on behalf of the Board of Directors		
Wallfort Financial Services Limited		
		
Ashok Bharadia Managing Director DIN: 00407830		
Place: Mumbai Date:10th November, 2023		



WALLFORT

Financial Services Ltd.

Wallfort Financial Services Ltd		
BALANCE SHEET AS AT 30TH SEPTEMBER, 2023		
(Rupees In Lakhs)		
Particulars	As at 30th September, 2023	As at 31st March, 2023
I) ASSETS		
1. Financial Assets		
a) Cash and Cash Equivalents	308.34	459.11
b) Bank Balance other than (a) above	2,250.00	1,648.75
c) Receivables		
i) Trade Receivables	109.86	67.93
d) Investments	10,714.85	9,139.88
e) Other Financial Assets	1,043.33	315.45
Sub-Total Financial Assets (A)	14,426.38	11,631.12
2. Non-Financial Assets		
a) Current Tax Assets (Net)	75.81	82.06
b) Deferred Tax Assets (Net)	459.55	459.55
c) Property, Plant and Equipment	196.78	181.39
d) Other Non-financial Assets	377.70	338.87
Sub-Total Non-Financial Assets (B)	1,109.84	1,061.87
Total Assets (A+B)	15,536.22	12,692.99
I) LIABILITIES AND EQUITY		
Liabilities		
1. Financial Liabilities		
a) Payables		
i) Trade Payables		
i) total outstanding dues of micro enterprises and small enterprises		
ii) total outstanding dues of creditors other than micro enterprises and small enterprises	624.17	296.65
b) Borrowings (other than Debt Security)	-	206.11
c) Other Financial Liabilities	166.22	39.53
Sub-total Financial Liabilities (A)	790.39	542.29
2. Non-Financial Liabilities		
a) Provision	284.98	40.42
b) Other Non Financial Liability	26.62	13.99
c) Current Tax Liability		139.70
Sub-Total Non-Financial Liabilities (B)	311.60	194.11
3. Equity		
a) Equity Share Capital	968.72	968.72
b) Other Equity	13,465.52	10,987.87
Sub-Total Equity (C)	14,434.24	11,956.59
Total Liabilities and Equity (A+B+C)	15,536.22	12,692.99
For and on behalf of the Board of Directors Wallfort Financials Services Ltd.		
		
Ashok Bharadia Managing Director DIN – 00407830		
		
Place : Mumbai Date : 10th November 2023		



Independent Auditor's Review Report on Unaudited Half Yearly Financial Results of Wallfort Financial Services Limited pursuant to the Regulation 33 of SEBI (Listing Obligations and Disclosures Requirements) Regulations, 2015 (as amended)

To,
The Board of Directors
Wallfort Financial Services Limited

1. We have reviewed the accompanying statement of unaudited financial results of Wallfort Financial Services Limited (the 'Company') for the half year ended September 30, 2023, being submitted by the Company pursuant to the requirements of Regulation 33 and Regulations 52 read with Regulation 63 of the SEBI (Listing Obligations and Disclosure Requirements) Regulations, 2015, as amended (the "Listing Regulations").
2. The preparation of the Statement in accordance with recognition and measurement principles laid down in Indian Accounting Standard 34, Interim Financial Reporting (Ind AS 34) prescribed under Section 133 of the Companies Act, 2013 read with Rule 3 of the Companies (Indian Accounting Standards) Rules, 2015, SEBI Circular CIR/CFD/FAC/62/2016 dated 5th July 2016 and CIR/IMD/DF1/69/2016 dated 10th August 2016 (hereinafter referred to as 'SEBI Circulars' and other accounting principles generally accepted in India is the responsibility of the Company's management and has been approved by the Board of Directors of the Company. Our responsibility is to express a conclusion on the statement based on our review.
3. We conducted our review in accordance with the Standard on Review Engagements (SRE) 2410, Review of Interim Financial Information Performed by the Independent Auditor of the Entity issued by the Institute of the Chartered Accountants of India. This standard requires that we plan and perform the review to obtain moderate assurances as to whether the statement is free of material misstatement. A review is limited primarily to inquiries of company personnel and analytical procedures applied to financial data and thus provide less assurance than an audit. We have not performed an audit and accordingly, we do not express an audit opinion.



4. Based on our review conducted as above, nothing has come to our attention that causes us to believe that the accompanying Statement, prepared in accordance with the recognition and measurement principles laid down in the applicable Ind AS 34 specified under Section 133 of the Companies Act, 2013, read with relevant rules issued there under and other recognized accounting practices and policies has not disclosed the information required to be disclosed in terms of Regulation 33 of the SEBI (Listing obligations and Disclosure Requirements) Regulations , 2015 including the manner in which it is to disclosed, or that it contains any material misstatement.

For M/s. Kochar & Associates
Chartered Accountants
FRN: 105256W



Ravi Khandelwal
Partner

Membership No. 146480

Place: Mumbai

Date: November 10, 2023.

UDIN: 23146480 BGVU2 M 6218