



WALLFORT
Financial Services Ltd.

15th April 2015

To,
Listing Department
Bombay Stock Exchange Limited
Phiroze Jeejeebhoy Towers,
Dalal Street,
Mumbai 400 001

Sir,

Sub: Shareholding Pattern as on 31st March 2015.

Pursuant to Clause 35 of Listing Agreement please find enclosed the Shareholding Pattern as on 31st March 2015.

Kindly take the above on your record.

Thanking You,

Yours faithfully

for Wallfort Financial Services Limited.

Ashok Bharadia

Ashok Bharadia
Managing Director
DIN: 00407830



Introductory sub-table (I)(a)

Name of the Company: WALLFORT FINANCIAL SERVICES LIMITED			
Scrip Code:532053 Name of the scrip:WALLFORT class of security:EQUITY			
QUARTER ENDED:31.03.2015			
Partly paid-up shares:-			
	No. of partly paid-up shares	As a % of total no. of partly paid-up shares	As a % of total no. of shares of the company
Held by promoter/promoter group	0	0	0
Held by public	0	0	0
Total - D	0	0	0
Outstanding convertible securities:-			
	No. of outstanding securities	As a % of total no. of outstanding convertible securities	As a % of total no. of shares of the company, assuming full conversion of the convertible securities
Held by promoter/promoter group	0	0	0
Held by public	0	0	0
Total - E	0	0	0
Warrants:-			
	No. of warrants	As a % of total no. of warrants	As a % of total no. of shares of the company, assuming full conversion of warrants
Held by promoter/promoter group	0	0	0
Held by public	0	0	0
Total - F	0	0	0
Total paid-up capital of the company, assuming full conversion of warrants and convertible securities		9687200	





Statement Showing Shareholding Pattern

Category code	Category of Shareholder	Number of Shareholders	Table (I)(a)		Total shareholding as a percentage of total number of shares		Shares Pledged or otherwise encumbered	
			Total number of shares	Number of shares held in dematerialized form	As a percentage of (A+B) ¹	As a percentage of (A+B+C)	Number of shares	As a percentage
(i)	(II)	(III)	(IV)	(V)	(VI)	(VII)	(VIII)	(IX)= (VIII)/(IV)*100
	Shareholding of Promoter and Promoter Group²							
1	Indian							
(a)	Individuals/ Hindu Undivided Family	15	7262600	7262600	74.97	74.97	0	0.00
(b)	Central Government/ State Government(s)	0	0	0	0.00	0.00	0	0.00
(c)	Bodies Corporate	0	0	0	0.00	0.00	0	0.00
(d)	Financial Institutions/ Banks	0	0	0	0.00	0.00	0	0.00
(e)	Any Others(Specify)	0	0	0	0.00	0.00	0	0.00
(e-i)					0.00	0.00	0	0.00
(e-ii)					0.00	0.00	0	0.00
	Sub Total(A)(1)	15	7262600	7262600	74.97	74.97	0	0.00
2	Foreign							
a	Individuals (Non-Residents Individuals/ Foreign Individuals)	0	0	0	0.00	0.00	0.00	0.00
b	Bodies Corporate	0	0	0	0.00	0.00	0.00	0.00
c	Institutions	0	0	0	0.00	0.00	0.00	0.00
d	Qualified Foreign Investor	0	0	0	0.00	0.00	0.00	0.00
d-i	Any Others(Specify)							
d-ii								
	Sub Total(A)(2)	0	0	0	0.00	0.00	0	0.00
	Total Shareholding of Promoter and Promoter Group (A)= (A)(1)+(A)(2)	15	7262600	7262600	74.97	74.97	0	0.00
(B)	Public shareholding							
1	Institutions							
(a)	Mutual Funds/ UTI	0	0	0	0.00	0.00	0.00	0.00
(b)	Financial Institutions/ Banks	0	0	0	0.00	0.00	0.00	0.00
(c)	Central Government/ State Government(s)	0	0	0	0.00	0.00	0.00	0.00
(d)	Venture Capital Funds	0	0	0	0.00	0.00	0.00	0.00
(e)	Insurance Companies	0	0	0	0.00	0.00	0.00	0.00
(f)	Foreign Institutional Investors	0	0	0	0.00	0.00	0.00	0.00
(g)	Foreign Venture Capital Investors	0	0	0	0.00	0.00	0.00	0.00
(h)	Qualified Foreign Investor	0	0	0	0.00	0.00	0.00	0.00
(h-i)	Any Other (specify)				0.00	0.00	0.00	0.00
(h-ii)					0.00	0.00	0.00	0.00
							0.00	0.00
							0.00	0.00
	Sub-Total (B)(1)	0	0	0	0.00	0.00	0.00	0.00
							0.00	0.00
							0.00	0.00
B 2	Non-institutions							
(a)	Bodies Corporate	32	300807	300807	3.11	3.11	0.00	0.00
(b)	Individuals				0.00	0.00	0.00	0.00
	Individuals -i. Individual shareholders holding nominal share capital up to Rs 1 lakh	1550	1041354	208549	10.75	10.75	0.00	0.00
	ii. Individual shareholders holding nominal share capital in excess of Rs. 1 lakh.	26	766892	404792	7.92	7.92	0.00	0.00
(c)	Qualified Foreign Investor							
(d)	Any Other (specify)							
(d-i)	Hindu undivided Families	38	313170	313170	3.23	3.23	0.00	0.00
(d-ii)	Clearing member	2	616	616	0.01	0.01	0.00	0.00
(d-iii)	NRI-Repatriable	4	1761	1761	0.02	0.02	0.00	0.00
(d-iv)	NRI-Non Repatriable	0	0	0	0.00	0.00	0.00	0.00
(d-v)	Directors	0	0	0	0.00	0.00	0.00	0.00
(d-vi)	Directors Relatives	0	0	0	0.00	0.00	0.00	0.00
							0.00	0.00




	Sub-Total (B)(2)	1652	2424600	1229695	25.03	25.03	0.00	0.00
							0.00	0.00
(B)	Total Public Shareholding (B)= (B)(1)+(B)(2)	1652	2424600	1229695	25.03	25.03	0.00	0.00
	TOTAL (A)+(B)	1667	9687200	8492295	100.00	100.00	87.67	0.00
(C)	Shares held by Custodians and against which Depository Receipts have been issued							
1	Promoter and Promoter Group	0	0	0	0	0.00	0.00	0
2	Public	0	0	0	0	0.00	0.00	0
	Sub-Total (C)	0	0	0	0	0	0	
	GRAND TOTAL (A)+(B)+(C)	1667	9687200	8492295	100.00	100.00	0	0.00



(1)(b) Statement showing holding of securities (including shares, warrants, convertible securities) of persons belonging to the category "Promoter and Promoter Group"

Sr. No.	Name of the shareholder	Details of Shares held			Encumbered shares (*)			Details of warrants		Details of convertible securities		Total shares (including underlying shares assuming full conversion of warrants and convertible securities) as a % of diluted share capital
		Number of shares held	As a % of grand total (A)+(B)+(C)	No.	As a percentage (VI)=(V)/(III)*100	As a % of grand total (A)+(B)+(C) of sub-clause (1)(a)	Number of warrants held	As a % total number of warrants of the same class	Number of convertible securities held	As a % total number of convertible securities of the same class		
(i)	(ii)	(iii)	(iv)	(v)	(vi)=(v)/(iii)*100	(vii)	(viii)	(ix)	(x)	(xi)	(xii)	
1	ASHOK BHARADIA	1200010	12.39	0	0.00	0.00	0	0	0	0	12.39	
2	MANOJ BHARADIA	787840	8.13	0	0.00	0.00	0	0	0	0	8.13	
3	ANIL JAIN	1225010	12.65	0	0.00	0.00	0	0	0	0	12.65	
4	SANGEETA BHARADIA	841910	8.69	0	0.00	0.00	0	0	0	0	8.69	
5	DEEPAK LAHOTI	318010	3.28	0	0.00	0.00	0	0	0	0	3.28	
6	ANJALI ANIL JAIN	947510	9.78	0	0.00	0.00	0	0	0	0	9.78	
7	SHYAMSUNDER BHARADIA	298970	3.10	0	0.00	0.00	0	0	0	0	3.10	
8	RAMKUMAR BHARADIA	336100	3.47	0	0.00	0.00	0	0	0	0	3.47	
9	DEEPA BHARADIA	368910	3.81	0	0.00	0.00	0	0	0	0	3.81	
10	VANDANA BHARADIA	444500	4.59	0	0.00	0.00	0	0	0	0	4.59	
11	VJAY BHARADIA	50000	0.52	0	0.00	0.00	0	0	0	0	0.52	
12	ANNAPURNA BHARADIA	147830	1.53	0	0.00	0.00	0	0	0	0	1.53	
13	RADHA KISHAN BHARADIA	100000	1.03	0	0.00	0.00	0	0	0	0	1.03	
14	SHYAM SUNER BHARADIA	100000	1.03	0	0.00	0.00	0	0	0	0	1.03	
15	RADHA KISHAN BHARADIA	95000	0.98	0	0.00	0.00	0	0	0	0	0.98	
	TOTAL	7262600	74.97	0	0.00	0.00	0	0	0	0	74.97	

(*) The term "encumbrance" has the same meaning as assigned to it in regulation 28(3) of the SAST Regulations, 2011



(D)(c)(i) Statement showing holding of securities (including shares, warrants, convertible securities) of persons belonging to the category "Public" and holding more than 1% of the total number of shares

Sr. No.	Name of the shareholder	Number of shares held	Shares as a percentage of total number of shares i.e., Grand Total (A)+(B)+(C) indicated in Statement at para (1)(a) above]	Details of warrants		Details of convertible securities		Total shares (including underlying shares assuming full conversion of warrants and convertible securities) as a % of diluted share capital
				Number of warrants held	As a % total number of warrants of the same class	Number of convertible securities held	% w.r.t total number of convertible securities of the same class	
1	BANG SECURITIES PVT LTD	185000	1.91	0	0	0	0	1.91
2	MISHRILAL H BANG	185000	1.91	0	0	0	0	1.91
	TOTAL	370000	3.82	0	0	0	0	3.82



(1)(c)(ii) Statement showing holding of securities (including shares, warrants, convertible securities) of persons (together with PAC) belonging to the category "Public" and holding more than 5% of the total number of shares of the company

Sr. No.	Names of the shareholder(s) and the Persons Acting in Concert (PAC) with them	Number of shares	Shares as a percentage of total number of shares i.e., Grand Total (A)+(B)+(C) indicated in Statement at para 1(a) above]	Details of warrants		Details of convertible securities		Total shares (including underlying shares assuming full conversion of warrants and convertible securities) as a % of diluted share capital
				Number of warrants	As a % total number of warrants of the same class	Number of convertible securities held	% w.r.t total number of convertible securities of the same class	
1	NIL		0.00	0	0	0	0	0
			0.00	0	0	0	0	0
		0	0.00	0	0	0	0	0
TOTAL								






(1)(d) Statement showing details of locked-in shares

Sr. No.	Name of the shareholder	Number of locked-in shares	Locked-in shares as a percentage of total number of shares i.e., Grand Total (A)+(B)+(C) indicated in Statement at para (1)(a) above}	Promoter/Promoter Group/Public
1	NIL	0	0.00	NIL
TOTAL			0.00	



(1)(a) Statement showing details of Depository Receipts (DRs)

Sr. No.	Type of outstanding DR (ADRs, GDRs, SDRs, etc.)	Number of outstanding DRs	Number of shares underlying outstanding DRs	Shares underlying outstanding DRs as a percentage of total number of shares i.e., Grand Total (A)+(B)+(C) indicated in Statement at para (1)(a) above}
	NIL			0.00
				0.00
				0.00
TOTAL		0	0	0.00



(11)(b) Statement showing holding of Depository Receipts (DRs), where underlying shares held by "promoter/promoter group" are in excess of 1% of the total number of shares

Sr. No.	Name of the DR Holder	Type of outstanding DR (ADRs, GDRs, SDRs, etc.)	Number of shares underlying outstanding DRs	Shares underlying outstanding DRs as a percentage of total number of shares {i.e., Grand Total (A)+(B)+(C) indicated in Statement at para (1)(a) above}
1	NIL			0.00
TOTAL			0	0.00



III (a) Statement showing the voting pattern of shareholders, if more than one class of shares/securities is issued by the issuer.

(Give description of voting rights for each class of security Class X, Class Y, Class Z)

Category code	Category of shareholder	Number of Voting Rights held in each class of securities			Total Voting Rights (III+IV+V)	Total Voting Rights (VI)	
		Class X (III)	Class Y (IV)	Class Z (V)		As a % of (A+B) (VII)	As a % of (A+B+C) (VIII)
(A)	Promoter and Promoter Group						
(1)	Indian						
(a)	Individuals/Hindu Undivided Family						
(b)	Central/State Government(s)						
(c)	Bodies Corporate						
(d)	Financial Institutions/Banks						
(e)	Any Other (specify)						
	Sub-Total (A) (1)	N.A.	N.A.	N.A.	N.A.	N.A.	N.A.
(2)	Foreign						
(a)	Individuals (Non Resident/Foreign)						
(b)	Bodies Corporate						
(c)	Institutions						
(d)	Any Other (specify)						
	Sub-Total (A)(2)	N.A.	N.A.	N.A.	N.A.	N.A.	N.A.
	Total Shareholding of Promoter and Promoter Group (A)=(A)(1) + (A)(2)						
(B)	Public Shareholding						
(1)	Institutions						
(a)	Mutual Funds/UTI						
(b)	Financial Institutions/Banks						
(c)	Central/State Government(s)						
(d)	Venture Capital Funds						
(e)	Insurance Companies						
(f)	Foreign Institutional Investors						
(g)	Foreign Venture Capital Investors						
(h)	Any Other (specify)						
	Sub-Total (B) (1)	N.A.	N.A.	N.A.	N.A.	N.A.	N.A.
(2)	Non Institutions						
(a)	Bodies Corporate						
(b)	Individuals						
	i. Individual shareholders holding nominal share capital upto Rs. 1 lakh						
	ii. Individual shareholders holding nominal share capital in excess of Rs. 1 lakh.						
(c)	Any Other (specify)						
	Sub-Total (B) (2)	N.A.	N.A.	N.A.	N.A.	N.A.	N.A.
	TOTAL (A) + (B)	N.A.	N.A.	N.A.	N.A.	N.A.	N.A.
(C)	Shares held by Custodians and against which Depository Receipts have been issued						
	GRAND TOTAL (A)+(B)+(C)	N.A.	N.A.	N.A.	N.A.	N.A.	N.A.





WALLFORT FINANCIAL SERVICES LTD. (INE121B01014)

CDSL DEMATS FROM 01/01/2015 TO 31/03/2015
 LIST OF DELAYED CONFIRMATIONS BEYOND 21 DAYS ON DRF DATE BASIS

SR NO.	MEMBER ID	NAME	DRN NO.	INW NO.	DRF DATE	RECD DATE	CONF NO.	CONF DATE	QTY.	DAYS DRF-CONF	DAYS RECD-CONF	REMARKS
NIL												
GRAND TOTAL :												




WALLFORT FINANCIAL SERVICES LTD. (INE121B01014)

NSDL DEMATS FROM 01/01/2015 TO 31/03/2015

LIST OF DELAYED CONFIRMATIONS BEYOND 21 DAYS ON DRF DATE BASIS

SR NO.	MEMBER ID	NAME	DRF NO.	INW NO.	DRF DATE	RECD DATE	CONF NO.	CONF DATE	QTY.	DAYS DRF-CONF	DAYS RECD-CONF	REMARKS
NIL												
GRAND TOTAL :												




SATELLITE CORPORATE SERVICES PRIVATE LIMITED

COMPANY NAME : WALLFORT FINANCIAL SERVICES LIMITED

LIST OF DEMAT'S PROCESSED BEYOND 21 DAYS

FOR THE PERIOD 01st JAN 2015 - 31st MAR 2015

MEMBER ID	DRN_NO	INWARD_NO	DRF_DT	RECD_DT	RELEASE_DT	SHARES	NO_DAYS	REASON
NIL								



**HOLDING OF WALLFORT FINANCIAL SERVICES LIMITED
AS ON 31/03/2015 IN NSDL, CDSL & PHYSICAL**

Sr No	ISIN No	No. of Shares	Held in Demat form	Held in Physical Form	Total
(A)	(B)	(C)	(D)	(E)	(F)
		Securities Issued	NSDL	CDSL	(D)+(E)+(F)
1	INE121B01014	9687200	670798	7821497	1194905
					9687200



DISTRIBUTION SCHEDULE

DATE : 02/04/2015

WALLFORT FINANCIAL SERVICES LIMITED

CLOSING DATE : 26/02/2010

BENPOS DATE : 31/03/2015

Shares holding of nominal value of Rs.	Share holders Number	% to total	S H A R E			A M O U N T		Total (In Rs.)	% to total
			Physical (In Rs.)	Nsd1 Demat (In Rs.)	Cds1 Demat (In Rs.)	Total (In Rs.)			
upto 2,500	494	29.634	145050	188150	143430	476630	0.492		
2,501 - 5,000	750	44.991	3243000	181520	181320	3605840	3.722		
5,001 - 10,000	259	15.537	1901000	280870	169870	2351740	2.428		
10,001 - 20,000	41	2.460	188000	239830	169030	596860	0.616		
20,001 - 30,000	16	0.960	210000	117930	72540	400470	0.413		
30,001 - 40,000	6	0.360	67000	77510	64910	209420	0.216		
40,001 - 50,000	38	2.280	1584000	82170	189980	1856150	1.916		
50,001 - 1,00,000	16	0.960	990000	60000	279970	1329970	1.373		
1,00,001 & Above	47	2.819	3621000	5480000	76943920	86044920	88.823		
** TOTAL **	1667	100.000	11949050	6707980	78214970	96872000	100.000		




WALLFORT FINANCIAL SERVICES LIMITED
TRANSFER REGISTER AS PER CLAUSE 47 (C) OF
STOCK EXCHANGE LISTING AGREEMENT

DATE: 01.10.2014 TO 31.03.2015

Serial No.	Inward No.	Date of Lodgement	Transfer Document Number	Transferees Name	Shr./Deb.	Transfer Date	Obj. Memo Sent On	Mail Date	N. Of Days	Reason For Delay
NIL										



	Sub-Total (B)(2)	1652	2424600	1229695	25.03	25.03	0.00	0.00
							0.00	0.00
(B)	Total Public Shareholding (B)= (B)(1)+(B)(2)	1652	2424600	1229695	25.03	25.03	0.00	0.00
	TOTAL (A)+(B)	1667	9687200	8492295	100.00	100.00	87.67	0.00
(C)	Shares held by Custodians and against which Depository Receipts have been issued							
1	Promoter and Promoter Group	0	0	0	0	0.00	0.00	0
2	Public	0	0	0	0	0.00	0.00	0
	Sub-Total (C)	0	0	0	0	0	0	
	GRAND TOTAL (A)+(B)+(C)	1667	9687200	8492295	100.00	100.00	0	0.00



III (a) Statement showing the voting pattern of shareholders, if more than one class of shares/securities is issued by the issuer.

(Give description of voting rights for each class of security Class X, Class Y, Class Z)

Category code	Caegory of shareholder	Number of Voting Rights held in each class of securities			Total Voting Rights (III+IV+V)	Total Voting Rights (VI)	
		Class X (III)	Class Y (IV)	Class Z (V)		As a % of (A+B) (VII)	As a % of (A+B+C) (VIII)
(I)	(II)	(III)	(IV)	(V)	(VI)	(VII)	(VIII)
(A)	Promoter and Promoter Group						
(1)	Indian						
(a)	Individuals/Hindu Undivided Family						
(b)	Central/State Government(s)						
(c)	Bodies Corporate						
(d)	Financial Institutions/Banks						
(e)	Any Other (specify)						
	Sub-Total (A) (1)	N.A.	N.A.	N.A.	N.A.	N.A.	N.A.
(2)	Foreign						
(a)	Individuals (Non Resident/Foreign)						
(b)	Bodies Corporate						
(c)	Instititins						
(d)	Any Other (specify)						
	Sub-Total (A)(2)	N.A.	N.A.	N.A.	N.A.	N.A.	N.A.
	Total Shareholding of Ptomoter and Ptomoter Group (A)=(A)(1) + (A)(2)						
(B)	Public Shareholding						
(1)	Instititins						
(a)	Mutual Funds/UTI						
(b)	Financial Institutions/Banks						
(c)	Central/State Government(s)						
(d)	Venture Capital Funds						
(e)	Insurance Companies						
(f)	Foreign Institutional Investors						
(g)	Foreign Venture Capital Investors						
(h)	Any Other (specify)						
	Sub-Total (B) (1)	N.A.	N.A.	N.A.	N.A.	N.A.	N.A.
(2)	Non Institiutons						
(a)	Bodies Corporate						
(b)	Individuals						
	i. Individual shareholders holding nominal share capital upto Rs. 1 lakh						
	ii. Individual shareholders holding nominal share capital in excess of Rs. 1 lakh.						
(c)	Any Other (specify)						
	Sub-Total (B) (2)	N.A.	N.A.	N.A.	N.A.	N.A.	N.A.
	TOTAL (A) + (B)	N.A.	N.A.	N.A.	N.A.	N.A.	N.A.
(C)	Shares held by Custodians and against which Depository Receipts have been issued						
*	GRAND TOTAL (A)+(B)+(C)	N.A.	N.A.	N.A.	N.A.	N.A.	N.A.

