



**WALLFORT**  
Financial Services Ltd.

---

19<sup>th</sup> January 2015

To,  
Listing Department  
Bombay Stock Exchange Limited  
Phiroze Jeejeebhoy Towers,  
Dalal Street,  
Mumbai 400 001

Sir,

**SUB: SHAREHOLDING PATTERN AS ON 31<sup>ST</sup> DECEMEBR 2014.**


Pursuant to Clause 35 of Listing Agreement please find enclosed the Shareholding Pattern as on 31<sup>st</sup> December 2014.

Kindly take the above on your record.

Thanking You,


Yours faithfully

*for* Wallfort Financial Services Limited.

  
DEEPAK LAHOTI  
Director

## Introductory sub-table (I)(a)



Name of the Company: <b>WALLFORT FINANCIAL SERVICES LIMITED</b>			
Scrip Code:532053      Name of the scrip:WALLFORT      class of security:EQUITY			
QUARTER ENDED:31.12.2014			
<b>Partly paid-up shares:-</b>			
	No. of partly paid-up shares	As a % of total no. of partly paid-up shares	As a % of total no. of shares of the company
Held by promoter/promoter group	0	0	0
Held by public	0	0	0
	0		
<b>Total - D</b>	<b>0</b>	<b>0</b>	<b>0</b>
<b>Outstanding convertible securities:-</b>			
	No. of outstanding securities	As a % of total no. of outstanding convertible securities	As a % of total no. of shares of the company, assuming full conversion of the convertible securities
Held by promoter/promoter group	0	0	0
Held by public	0	0	0
<b>Total - E</b>	<b>0</b>	<b>0</b>	<b>0</b>
<b>Warrants:-</b>			
	No. of warrants	As a % of total no. of warrants	As a % of total no. of shares of the company, assuming full conversion of warrants
Held by promoter/promoter group	0	0	0
Held by public	0	0	0
<b>Total - F</b>	<b>0</b>	<b>0</b>	<b>0</b>
Total paid-up capital of the company, assuming full conversion of warrants and convertible securities			
9687200			





**Statement Showing Shareholding Pattern**

Category code	Category of Shareholder	Number of Shareholders	Table (I)(a)		Total shareholding as a percentage of total number of shares		Shares Pledged or otherwise encumbered	
			Total number of shares	Number of shares held in dematerialized form	As a percentage of(A+B) <sup>1</sup>	As a percentage of (A+B+C)	Number of shares	As a percentage
	(II)	(III)	(IV)	(V)	(VI)	(VII)	(VIII)	(IX)= (VIII)/(IV)*100
<b>(A)</b>	<b>Shareholding of Promoter and Promoter Group<sup>2</sup></b>							
<b>1</b>	<b>Indian</b>							
(a)	Individuals/ Hindu Undivided Family	16	7262600	7262600	74.97	74.97	0	0.00
(b)	Central Government/ State Government(s)	0			0.00	0.00	0	0.00
(c)	Bodies Corporate	0	0	0	0.00	0.00	0	0.00
(d)	Financial Institutions/ Banks	0	0	0	0.00	0.00	0	0.00
(e)	Any Others(Specify)	0	0	0	0.00	0.00	0	0.00
(e-i)					0.00	0.00	0	0.00
(e-ii)					0.00	0.00	0	0.00
	<b>Sub Total(A)(1)</b>	<b>16</b>	<b>7262600</b>	<b>7262600</b>	<b>74.97</b>	<b>74.97</b>	<b>0</b>	<b>0.00</b>
<b>2</b>	<b>Foreign</b>							
a	Individuals (Non-Residents Individuals/ Foreign Individuals)	0	0	0	0.00	0.00	0.00	0.00
	Bodies Corporate	0	0	0	0.00	0.00	0.00	0.00
c	Institutions	0	0	0	0.00	0.00	0.00	0.00
d	Qualified Foreign Investor	0	0	0	0.00	0.00	0.00	0.00
d-i	Any Others(Specify)							
d-ii								
	<b>Sub Total(A)(2)</b>	<b>0</b>	<b>0</b>	<b>0</b>	<b>0.00</b>	<b>0.00</b>	<b>0</b>	<b>0.00</b>
	<b>Total Shareholding of Promoter and Promoter Group (A)= (A)(1)+(A)(2)</b>	<b>16</b>	<b>7262600</b>	<b>7262600</b>	<b>74.97</b>	<b>74.97</b>	<b>0</b>	<b>0.00</b>
<b>(B)</b>	<b>Public shareholding</b>							
<b>1</b>	<b>Institutions</b>							
(a)	Mutual Funds/ UTI	0	0	0	0.00	0.00	0.00	0.00
(b)	Financial Institutions / Banks	0	0	0	0.00	0.00	0.00	0.00
(c)	Central Government/ State Government(s)	0	0	0	0.00	0.00	0.00	0.00
(d)	Venture Capital Funds	0	0	0	0.00	0.00	0.00	0.00
(e)	Insurance Companies	0	0	0	0.00	0.00	0.00	0.00
(f)	Foreign Institutional Investors	0	0	0	0.00	0.00	0.00	0.00
(g)	Foreign Venture Capital Investors	0	0	0	0.00	0.00	0.00	0.00
(h)	Qualified Foreign Investor	0	0	0	0.00	0.00	0.00	0.00
(h-i)	Any Other (specify)				0.00	0.00	0.00	0.00
(h-ii)					0.00	0.00	0.00	0.00
	<b>Sub-Total (B)(1)</b>	<b>0</b>	<b>0</b>	<b>0</b>	<b>0.00</b>	<b>0.00</b>	<b>0.00</b>	<b>0.00</b>
	<b>B 2 Non-institutions</b>						<b>0.00</b>	<b>0.00</b>
(a)	Bodies Corporate	42	245947	245947	2.54	2.54	0.00	0.00
(b)	Individuals				0.00	0.00	0.00	0.00
	Individuals -i. Individual shareholders holding nominal share capital up to Rs 1 lakh	1553	1077515	244710	11.12	11.12	0.00	0.00
	ii. Individual shareholders holding nominal share capital in excess of Rs. 1 lakh.	26	808892	446792	8.35	8.35	0.00	0.00
(c)	Qualified Foreign Investor							
(d)	Any Other (specify)							
(d-i)	Hindu undivided Families	34	291441	291441	3.01	3.01	0.00	0.00
(d-ii)	Clearing member	4	530	530	0.01	0.01	0.00	0.00
(d-iii)	NRI-Repatriable	2	275	275	0.00	0.00	0.00	0.00
(d-iv)	NRI-Non Repatriable	0	0	0	0.00	0.00	0.00	0.00
(d-v)	Directors	0	0	0	0.00	0.00	0.00	0.00
(d-vi)	Directors Relatives	0	0	0	0.00	0.00	0.00	0.00
							<b>0.00</b>	<b>0.00</b>



	Sub-Total (B)(2)	1661	2424600	1229695	25.03	25.03	0.00	0.00
							0.00	0.00
(B)	Total Public Shareholding (B)= (B)(1)+(B)(2)	1661	2424600	1229695	25.03	25.03	0.00	0.00
	TOTAL (A)+(B)	1677	9687200	8492295	100.00	100.00	87.67	0.00
(C)	Shares held by Custodians and against which Depository Receipts have been issued							
1	Promoter and Promoter Group	0	0	0	0	0.00	0.00	0
2	Public	0	0	0	0	0.00	0.00	0
	Sub-Total (C)	0	0	0	0	0	0	0
	GRAND TOTAL (A)+(B)+(C)	1677	9687200	8492295	100.00	100.00	0	0.00






(1)(b) Statement showing holding of securities (including shares, warrants, convertible securities) of persons belonging to the category "Promoter and Promoter Group"



Sr. No.	Name of the shareholder	Details of Shares held		Encumbered shares (*)		Details of warrants		Details of convertible securities		Total shares (including underlying shares assuming full conversion of warrants and convertible securities) as a % of diluted share capital	
		Number of shares held	As a % of grand total (A)+(B)+(C)	No.	As a percentage (VI)=(V)/(III)*100	As a % of grand total (A)+(B)+(C) of sub-clause (1)(a)	Number of warrants held	As a % total number of warrants of the same class	Number of convertible securities held		As a % total number of convertible securities of the same class
(i)	(ii)	(iii)	(iv)	(v)	(vi)	(vii)	(viii)	(ix)	(x)	(xi)	(xii)
1	ASHOK BHARADIA	1100010	11.36	0	0.00	0	0	0	0	0	11.36
2	MANOJ BHARADIA	787840	8.13	0	0.00	0	0	0	0	0	8.13
3	ANIL JAIN	1225010	12.65	0	0.00	0	0	0	0	0	12.65
4	SANGEETA BHARADIA	841910	8.69	0	0.00	0	0	0	0	0	8.69
5	DEEPAK LAHOTI	318010	3.28	0	0.00	0	0	0	0	0	3.28
6	ANJALI ANIL JAIN	947510	9.78	0	0.00	0	0	0	0	0	9.78
7	SHYAMSUNDER BHARADIA	299970	3.10	0	0.00	0	0	0	0	0	3.10
8	RAMKUMAR BHARADIA	336100	3.47	0	0.00	0	0	0	0	0	3.47
9	DEEPA BHARADIA	368910	3.81	0	0.00	0	0	0	0	0	3.81
10	VANDANA BHARADIA	444500	4.59	0	0.00	0	0	0	0	0	4.59
11	VIJAY BHARADIA	50000	0.52	0	0.00	0	0	0	0	0	0.52
12	ANNAPURNA BHARADIA	147830	1.53	0	0.00	0	0	0	0	0	1.53
13	TULSIRAM BHARADIA	100000	1.03	0	0.00	0	0	0	0	0	1.03
14	RADHA KISHAN BHARADIA	100000	1.03	0	0.00	0	0	0	0	0	1.03
15	SHYAM SUNER BHARADIA	100000	1.03	0	0.00	0	0	0	0	0	1.03
16	RADHA KISHAN BHARADIA	95000	0.98	0	0.00	0	0	0	0	0	0.98
	<b>TOTAL</b>	<b>7262600</b>	<b>74.97</b>	<b>0</b>	<b>0.00</b>	<b>0</b>	<b>0</b>	<b>0</b>	<b>0</b>	<b>0</b>	<b>74.97</b>

(\*) The term "encumbrance" has the same meaning as assigned to it in regulation 28(3) of the SAST Regulations, 2011




(1)(c)(i) Statement showing holding of securities (including shares, warrants, convertible securities) of persons belonging to the category "Public" and holding more than 1% of the total number of shares

Sr. No.	Name of the shareholder	Number of shares held	Shares as a percentage of total number of shares (i.e., Grand Total (A)+(B)+(C) indicated in Statement at para (1)(a) above)	Details of warrants		Details of convertible securities		Total shares (including underlying shares assuming full conversion of warrants and convertible securities) as a % of diluted share capital
				Number of warrants held	As a % total number of warrants of the same class	Number of convertible securities held	% w.r.t total number of convertible securities of the same class	
1	BANG SECURITIES PVT LTD	185000	1.91	0	0	0	0	1.91
2	MISHRILAL H BANG	185000	1.91	0	0	0	0	1.91
<b>TOTAL</b>		<b>370000</b>	<b>3.82</b>	<b>0</b>	<b>0</b>	<b>0</b>	<b>0</b>	<b>3.82</b>




(1)(c)(ii) Statement showing holding of securities (including shares, warrants, convertible securities) of persons (together with PAC) belonging to the category "Public" and holding more than 5% of the total number of shares of the company

Sr. No.	Name(s) of the shareholder(s) and the Persons Acting in Concert (PAC) with them	Number of shares	Shares as a percentage of total number of shares (i.e., Grand Total (A)+(B)+(C) indicated in Statement at para (1)(a) above)	Details of warrants		Details of convertible securities		Total shares (including underlying shares assuming full conversion of warrants and convertible securities) as a % of diluted share capital
				Number of warrants	As a % total number of warrants of the same class	Number of convertible securities held	% w.r.t total number of convertible securities of the same class	
	NIL		0.00	0	0	0	0	0
			0.00	0	0	0	0	0
		0	0.00	0	0	0	0	0
<b>TOTAL</b>								



(D)(d) Statement showing details of locked-in shares


Sr. No.	Name of the shareholder	Number of locked-in shares	Locked-in shares as a percentage of total number of shares (i.e., Grand Total (A)+(B)+(C) indicated in Statement at para (D)(a) above}	Promoter/Promter Group/Public
1	NIL		0.00	
<b>TOTAL</b>		<b>0</b>	<b>0.00</b>	<b>NIL</b>






(H)(a) Statement showing details of Depository Receipts (DRs)

Sr. No.	Type of outstanding DR (ADRs, GDRs, SDRs, etc.)	Number of outstanding DRs	Number of shares underlying outstanding DRs	Shares underlying outstanding DRs as a percentage of total number of shares (i.e., Grand Total (A)+(B)+(C) indicated in Statement at para (I)(a) above)
	NIL			0.00
<b>TOTAL</b>		0	0	0.00



(II)(b) Statement showing holding of Depository Receipts (DRs), where underlying shares held by "promoter/promoter group" are in excess of 1% of the total number of shares


Sr. No.	Name of the DR Holder	Type of outstanding DR (ADRs, GDRs, SDRs, etc.)	Number of shares underlying outstanding DRs	Shares underlying outstanding DRs as a percentage of total number of shares {i.e., Grand Total (A)+(B)+(C) indicated in Statement at para (I)(a) above}
1	NIL			0.00
<b>TOTAL</b>			<b>0</b>	<b>0.00</b>



III (a) Statement showing the voting pattern of shareholders, if more than one class of shares/securities is issued by the issuer.

(Give description of voting rights for each class of security Class X, Class Y, Class Z)

Category code	Category of shareholder	Number of Voting Rights held in each class of securities			Total Voting Rights (III+IV+V) (VI)	Total Voting Rights (VI)	
		Class X (III)	Class Y (IV)	Class Z (V)		As a % of (A+B) (VII)	As a % of (A+B+C) (VIII)
(I)	(II)						
(A)	<b>Promoter and Promoter Group</b>						
(1)	<b>Indian</b>						
(a)	Individuals/Hindu Undivided Family						
(b)	Central/State Government(s)						
(c)	Bodies Corporate						
(d)	Financial Institutions/Banks						
(e)	Any Other (specify)						
	<b>Sub-Total (A) (1)</b>	N.A.	N.A.	N.A.	N.A.	N.A.	N.A.
(2)	<b>Foreign</b>						
(a)	Individuals (Non Resident/Foreign)						
(b)	Bodies Corporate						
(c)	Institutions						
(d)	Any Other (specify)						
	<b>Sub-Total (A)(2)</b>	N.A.	N.A.	N.A.	N.A.	N.A.	N.A.
	Total Shareholding of Promoter and Promoter Group (A)=(A)(1) + (A)(2)						
3)	<b>Public Shareholding</b>						
(1)	<b>Institutions</b>						
(a)	Mutual Funds/UTI						
(b)	Financial Institutions/Banks						
(c)	Central/State Government(s)						
(d)	Venture Capital Funds						
(e)	Insurance Companies						
(f)	Foreign Institutional Investors						
(g)	Foreign Venture Capital Investors						
(h)	Any Other (specify)						
	<b>Sub-Total (B) (1)</b>	N.A.	N.A.	N.A.	N.A.	N.A.	N.A.
(2)	<b>Non Institutions</b>						
(a)	Bodies Corporate						
(b)	<b>Individuals</b>						
	i. Individual shareholders holding nominal share capital upto Rs. 1 lakh						
	ii. Individual shareholders holding nominal share capital in excess of Rs. 1 lakh.						
(c)	Any Other (specify)						
	<b>Sub-Total (B) (2)</b>	N.A.	N.A.	N.A.	N.A.	N.A.	N.A.
	<b>TOTAL (A) + (B)</b>	N.A.	N.A.	N.A.	N.A.	N.A.	N.A.
(C)	Shares held by Custodians and against which Depository Receipts have been issued						
	<b>GRAND TOTAL (A)+(B)+(C)</b>	N.A.	N.A.	N.A.	N.A.	N.A.	N.A.







**WALLFORT FINANCIAL SERVICES LTD. (INE121B01014)**

CDSL DEMATS FROM 01/10/2014 TO 31/12/2014

LIST OF DELAYED CONFIRMATIONS BEYOND 1 DAYS ON DRF DATE BASIS

SR NO.	MEMBER ID	NAME	DRN NO.	INW NO.	DRF DATE	RECD DATE	CONF NO.	CONF DATE	QTY.	DAYS DRF-CONF	DAYS RECD-CONF	REMARKS
NIL												
<b>GRAND TOTAL :</b>												




**WALLFORT FINANCIAL SERVICES LTD. (INE121B01014)**

NSDL DEMATS FROM 01/10/2014 TO 31/12/2014

LIST OF DELAYED CONFIRMATIONS BEYOND 1 DAYS ON DRF DATE BASIS

SR NO.	MEMBER ID	NAME	DRF NO.	INW NO.	DRF DATE	RECD DATE	CONF NO.	CONF DATE	QTY.	DAYS DRF-CONF	DAYS RECD-CONF	REMARKS
1	IN300020/11730657	JYOTI P DARYANANI	24128	98	19-12-2014	23-12-2014	7912	26-12-2014	1600	8	4	
<b>GRAND TOTAL :</b>									<b>1600</b>			



SATELLITE CORPORATE SERVICES PRIVATE LIMITED



COMPANY NAME : WALLFORT FINANCIAL SERVICES LIMITED

LIST OF DEMAT'S PROCESSED BEYOND 21 DAYS

FOR THE PERIOD 01st OCT 2014 - 31st DEC 2014

MEMBER ID	DRN_NO	INWARD_NO	DRF_DT	RECD_DT	RELEASE_DT	SHARES	NO_DAYS	REASON
-----------	--------	-----------	--------	---------	------------	--------	---------	--------



NIL





**HOLDING OF WALLFORT FINANCIAL SERVICES LIMITED  
AS ON 31/12/2014 IN NSDL, CDSL & PHYSICAL**

Sr_No	ISIN No	No. of Shares Securities Issued	Held in Demat form		Held in Physical Form		Total
			NSDL	CDSL	(D)	(E)	
(A)	(B)	(C)	(D)	(E)	(F)	(D)+(E)+(F)	
1	INE121B01014	9687200	652300	7839995	1194905	9687200	



DISTRIBUTION SCHEDULE

WALLFORT FINANCIAL SERVICES LIMITED

DATE : 02/01/2015

CLOSING DATE : 26/02/2010

BENPOS DATE : 31/12/2014

Shares holding of nominal value of	Rs.	Number	Share holders % to total	S H A R E		A M O U N T		Total (In Rs.) % to total
				Physical (In Rs.)	NsdI Demat (In Rs.)	CdsI Demat (In Rs.)	Total (In Rs.)	
Upto	2,500	501	29.875	144050	189100	151630	484780	0.500
2,501 -	5,000	745	44.425	3243000	172970	171260	3587230	3.703
5,001 -	10,000	264	15.742	1901000	297000	190800	2388800	2.466
10,001 -	20,000	43	2.564	189000	300460	152010	641470	0.662
20,001 -	30,000	15	0.894	210000	95470	78010	383480	0.396
30,001 -	40,000	5	0.298	67000	37510	72100	176610	0.182
40,001 -	50,000	37	2.206	1584000	90490	145750	1820240	1.879
50,001 -	1,00,000	21	1.252	990000	360000	424470	1774470	1.832
1,00,001 & Above		46	2.743	3621000	4980000	77013920	85614920	88.379
** TOTAL **		1677	100.000	11949050	6523000	78399950	96872000	100.000

