



WALLFORT
Financial Services Ltd.

19th October, 2015

To,
Listing Department
Bombay Stock Exchange Limited
Phiroze Jeejeebhoy Towers,
Dalal Street, Mumbai - 400 001.

Dear Sir,

Sub: Shareholding Pattern as on 30th September 2015.

Pursuant to Clause 35 of Listing Agreement please find enclosed the Shareholding Pattern as on 30th September 2015.

Kindly take the above on your record.

Thanking You,

Yours faithfully

for **Wallfort Financial Services Limited.**

Ashok Bharadia

Ashok Bharadia
Managing Director
DIN: 00407830


Introductory sub-table (I)(a)

Name of the Company:		WALLFORT FINANCIAL SERVICES LIMITED	
Scrip Code:532053	Name of the scrip:WALLFORT	class of security:EQUITY	
QUARTER ENDED:30.09.2015			
Partly paid-up shares:-		No. of partly paid-up shares	As a % of total no. of partly paid-up shares
			As a % of total no. of shares of the company
Held by promoter/promoter group		0	0
Held by public		0	0
			0
	Total - D	0	0
Outstanding convertible securities:-		No. of outstanding securities	As a % of total no. of outstanding convertible securities
			As a % of total no. of shares of the company, assuming full conversion of the convertible securities
Held by promoter/promoter group		0	0
Held by public		0	0
			0
	Total - E	0	0
Warrants:-		No. of warrants	As a % of total no. of warrants
			As a % of total no. of shares of the company, assuming full conversion of warrants
Held by promoter/promoter group		0	0
Held by public		0	0
			0
	Total - F	0	0
Total paid-up capital of the company, assuming full conversion of warrants and convertible securities		9687200	




Statement Showing Shareholding Pattern

Category code	Category of Shareholder	Number of Shareholders	Table I(a)		Total shareholding as a percentage of total number of shares		Shares Pledged or otherwise encumbered	
			Total number of shares	Number of shares held in dematerialized form	As a percentage of(A+B) ¹	As a percentage of (A+B+C)	Number of shares	As a percentage
(i)	(II)	(III)	(IV)	(V)	(VI)	(VII)	(VIII)	(IX)= (VIII)/(IV)*100
	Shareholding of Promoter and Promoter Group²							
1	Indian							
(a)	Individuals/ Hindu Undivided Family	15	7262600	7262600	74.97	74.97	0	0.00
(b)	Central Government/ State Government(s)	0			0.00	0.00	0	0.00
(c)	Bodies Corporate	0	0	0	0.00	0.00	0	0.00
(d)	Financial Institutions/ Banks	0	0	0	0.00	0.00	0	0.00
(e)	Any Others(Specify)	0	0	0	0.00	0.00	0	0.00
(e-i)					0.00	0.00	0	0.00
(e-ii)					0.00	0.00	0	0.00
	Sub Total(A)(1)	15	7262600	7262600	74.97	74.97	0	0.00
2	Foreign							
a	Individuals (Non-Residents Individuals/ Foreign Individuals)	0	0	0	0.00	0.00	0.00	0.00
b	Bodies Corporate	0	0	0	0.00	0.00	0.00	0.00
c	Institutions	0	0	0	0.00	0.00	0.00	0.00
d	Qualified Foreign Investor	0	0	0	0.00	0.00	0.00	0.00
d-i	Any Others(Specify)							
d-ii								
	Sub Total(A)(2)	0	0	0	0.00	0.00	0	0.00
	Total Shareholding of Promoter and Promoter Group (A)= (A)(1)+(A)(2)	15	7262600	7262600	74.97	74.97	0	0.00
(B)	Public shareholding							
1	Institutions							
(a)	Mutual Funds/ UTI	0	0	0	0.00	0.00	0.00	0.00
(b)	Financial Institutions / Banks	0	0	0	0.00	0.00	0.00	0.00
(c)	Central Government/ State Government(s)	0	0	0	0.00	0.00	0.00	0.00
(d)	Venture Capital Funds	0	0	0	0.00	0.00	0.00	0.00
(e)	Insurance Companies	0	0	0	0.00	0.00	0.00	0.00
(f)	Foreign Institutional Investors	0	0	0	0.00	0.00	0.00	0.00
(g)	Foreign Venture Capital Investors	0	0	0	0.00	0.00	0.00	0.00
(h)	Qualified Foreign Investor	0	0	0	0.00	0.00	0.00	0.00
(h-i)	Any Other (specify)				0.00	0.00	0.00	0.00
(h-ii)					0.00	0.00	0.00	0.00
	Sub-Total (B)(1)	0	0	0	0.00	0.00	0.00	0.00
B 2	Non-institutions							
(a)	Bodies Corporate	33	294060	294060	3.04	3.04	0.00	0.00
(b)	Individuals				0.00	0.00	0.00	0.00
	Individuals -i. Individual shareholders holding nominal share capital up to Rs 1 lakh	1600	1057576	244771	10.92	10.92	0.00	0.00
	II ii. Individual shareholders holding nominal share capital in excess of Rs. 1 lakh.	27	772000	420400	7.97	7.97	0.00	0.00
(c)	Qualified Foreign Investor							
(d)	Any Other (specify)							
(d-i)	Hindu undivided Families	37	298829	298829	3.08	3.08	0.00	0.00
(d-ii)	Clearing member	3	168	168	0.00	0.00	0.00	0.00
(d-iii)	NRI-Repatriable	4	967	967	0.01	0.01	0.00	0.00
(d-iv)	NRI-Non Repatriable	1	1000	1000	0.01	0.01	0.00	0.00
(d-v)	Directors	0	0	0	0.00	0.00	0.00	0.00
(d-vi)	Directors Relatives	0	0	0	0.00	0.00	0.00	0.00



	Sub-Total (B)(2)	1705	2424600	1260195	25.03	25.03	0.00	0.00
							0.00	0.00
(B)	Total Public Shareholding (B)= (B)(1)+(B)(2)	1705	2424600	1260195	25.03	25.03	0.00	0.00
	TOTAL (A)+(B)	1720	9687200	8522795	100.00	100.00	87.98	0.00
(C)	Shares held by Custodians and against which Depository Receipts have been issued							
1	Promoter and Promoter Group	0	0	0	0	0.00	0.00	0
2	Public	0	0	0	0	0.00	0.00	0
	Sub-Total (C)	0	0	0	0	0	0	
	GRAND TOTAL (A)+(B)+(C)	1720	9687200	8522795	100.00	100.00	0	0.00



(I)(b) Statement showing holding of securities (including shares, warrants, convertible securities) of persons belonging to the category "Promoter and Promoter Group"


Sr. No.	Name of the shareholder	Details of Shares held		Encumbered shares (*)			Details of warrants		Details of convertible securities		Total shares (including underlying shares assuming full conversion of warrants and convertible securities) as a % of diluted share capital
		Number of shares held	As a % of grand total (A)+(B)+(C)	No.	As a percentage	As a % of grand total (A)+(B)+(C) of sub-clause (I)(a)	Number of warrants held	As a % total number of warrants of the same class	Number of convertible securities held	As a % total number of convertible securities of the same class	
(I)	(II)	(III)	(IV)	(V)	(VI)=(V)/(III)*100	(VII)	(VIII)	(IX)	(X)	(XI)	(XII)
1	ASHOK BHARADIA	1200010	12.39	0	0.00	0.00	0	0	0	0	12.39
2	RAMKUMAR BHARADIA	336100	3.47	0	0.00	0.00	0	0	0	0	3.47
3	DEEPA SUNIL BHARADIA	368910	3.81	0	0.00	0.00	0	0	0	0	3.81
4	VANDANA MANOJ BHARADIA	444500	4.59	0	0.00	0.00	0	0	0	0	4.59
5	VIJAY SHYAMSUNDAR BHARADIA	50000	0.52	0	0.00	0.00	0	0	0	0	0.52
6	ANIL JAIN	1225010	12.65	0	0.00	0.00	0	0	0	0	12.65
7	DEEPAK LAHOTI	318010	3.28	0	0.00	0.00	0	0	0	0	3.28
8	MANOJ BHARADIA	787840	8.13	0	0.00	0.00	0	0	0	0	8.13
9	ANJALI ANIL JAIN	947510	9.78	0	0.00	0.00	0	0	0	0	9.78
10	ANNAPURNA BHARADIA	147830	1.53	0	0.00	0.00	0	0	0	0	1.53
11	SANGEETA BHARADIA	841910	8.69	0	0.00	0.00	0	0	0	0	8.69
12	RADHAKISHAN BHARADIA	100000	1.03	0	0.00	0.00	0	0	0	0	1.03
13	RADHA KISHAN BHARADIA	95000	0.98	0	0.00	0.00	0	0	0	0	0.98
14	SHYAMSUNDER BHARADIA	299970	3.10	0	0.00	0.00	0	0	0	0	3.10
15	SHYAM SUNDER BHARADIA	100000	1.03	0	0.00	0.00	0	0	0	0	1.03
TOTAL		7262600	74.97	0	0.00	0.00	0	0	0	0	74.97

(*) The term "encumbrance" has the same meaning as assigned to it in regulation 28(3) of the SAST Regulations, 2011




(1)(c)(i) Statement showing holding of securities (including shares, warrants, convertible securities) of persons belonging to the category "Public" and holding more than 1% of the total number of shares

Sr. No.	Name of the shareholder	Number of shares held	Shares as a percentage of total number of shares (i.e., Grand Total (A)+(B)+(C) indicated in Statement at para (1)(a) above)	Details of warrants		Details of convertible securities		Total shares (including underlying shares assuming full conversion of warrants and convertible securities) as a % of diluted share capital
				Number of warrants held	As a % total number of warrants of the same class	Number of convertible securities held	% w.r.t total number of securities of the same class	
1	BANG SECURITIES PVT LTD	185000	1.91	0	0	0	0	1.91
2	MISHRILAL H BANG	185000	1.91	0	0	0	0	1.91
	TOTAL	370000	3.82	0	0	0	0	3.82



(D)(c)(ii) Statement showing holding of securities (including shares, warrants, convertible securities) of persons (together with PAC) belonging to the category "Public" and holding more than 5% of the total number of shares of the company

Sr. No.	Name(s) of the shareholder(s) and the Persons Acting in Concert (PAC) with them	Number of shares	Shares as a percentage of total number of shares (i.e., Grand Total (A)+(B)+(C) indicated in Statement at para (D)(a) above)	Details of warrants		Details of convertible securities		Total shares (including underlying shares assuming full conversion of warrants and convertible securities) as a % of diluted share capital
				Number of warrants	As a % total number of warrants of the same class	Number of convertible securities held	% w.r.t total number of convertible securities of the same class	
1	NIL		0.00	0	0	0	0	0
			0.00	0	0	0	0	0
TOTAL		0	0.00	0	0	0	0	0



(D)(d) Statement showing details of locked-in shares

Sr. No.	Name of the shareholder	Number of locked-in shares	Locked-in shares as a percentage of total number of shares (i.e., Grand Total (A)+(B)+(C) indicated in Statement at para (1)(a) above)	Promoter/Promoter Group/Public
1	NIL	0	0.00	NIL
TOTAL			0.00	



(II)(a) Statement showing details of Depository Receipts (DRs)

Sr. No.	Type of outstanding DR (ADRs, GDRs, SDRs, etc.)	Number of outstanding DRs	Number of shares underlying outstanding DRs	Shares underlying outstanding DRs as a percentage of total number of shares (i.e., Grand Total (A)+(B)+(C) indicated in Statement at para (I)(a) above)
	NIL			0.00
		0	0	0.00
TOTAL				0.00



(II)(b) Statement showing holding of Depository Receipts (DRs), where underlying shares held by "promoter/promoter group" are in excess of 1% of the total number of shares

Sr. No.	Name of the DR Holder	Type of outstanding DR (ADRs, GDRs, SDRs, etc.)	Number of shares underlying outstanding DRs	Shares underlying outstanding DRs as a percentage of total number of shares {i.e., Grand Total (A)+(B)+(C) indicated in Statement at para (I)(a) above}
1	NIL			0.00
TOTAL			0	0.00



III (a) Statement showing the voting pattern of shareholders, if more than one class of shares/securities is issued by the issuer.

(Give description of voting rights for each class of security Class X, Class Y, Class Z)

Category code	Category of shareholder	Number of Voting Rights held in each class of securities			Total Voting Rights (III+IV+V) (VI)	Total Voting Rights (VI)	
		Class X (III)	Class Y (IV)	Class Z (V)		As a % of (A+B) (VII)	As a % of (A+B+C) (VIII)
(I)	(II)	(III)	(IV)	(V)	(VI)	(VII)	(VIII)
(A)	Promoter and Promoter Group						
(1)	Indian						
(a)	Individuals/Hindu Undivided Family						
(b)	Central/State Government(s)						
(c)	Bodies Corporate						
(d)	Financial Institutions/Banks						
(e)	Any Other (specify)						
	Sub-Total (A) (1)	N.A.	N.A.	N.A.	N.A.	N.A.	N.A.
(2)	Foreign						
(a)	Individuals (Non Resident/Foreign)						
(b)	Bodies Corporate						
(c)	Institutions						
(d)	Any Other (specify)						
	Sub-Total (A)(2)	N.A.	N.A.	N.A.	N.A.	N.A.	N.A.
	Total Shareholding of Promoter and Promoter Group (A)=(A)(1) + (A)(2)						
(B)	Public Shareholding						
(1)	Institutions						
(a)	Mutual Funds/UTI						
(b)	Financial Institutions/Banks						
(c)	Central/State Government(s)						
(d)	Venture Capital Funds						
(e)	Insurance Companies						
(f)	Foreign Institutional Investors						
(g)	Foreign Venture Capital Investors						
(h)	Any Other (specify)						
	Sub-Total (B) (1)	N.A.	N.A.	N.A.	N.A.	N.A.	N.A.
(2)	Non Institutions						
(a)	Bodies Corporate						
(b)	Individuals						
	i. Individual shareholders holding nominal share capital upto Rs. 1 lakh						
	ii. Individual shareholders holding nominal share capital in excess of Rs. 1 lakh.						
(c)	Any Other (specify)						
	Sub-Total (B) (2)	N.A.	N.A.	N.A.	N.A.	N.A.	N.A.
	TOTAL (A) + (B)	N.A.	N.A.	N.A.	N.A.	N.A.	N.A.
(C)	Shares held by Custodians and against which Depository Receipts have been issued						
	GRAND TOTAL (A)+(B)+(C)	N.A.	N.A.	N.A.	N.A.	N.A.	N.A.

