



WALLFORT
Financial Services Ltd.

October 20, 2014

BSE Limited
Corporate Relations Department,
Phiroze Jeejeebhoy Towers
Dalal Street
Mumbai- 400001

Scrip Code: 532053

**SUB: SUBMISSION OF SHARE HOLDING PATTERN FOR THE QUARTER ENDED
SEPTEMBER 30, 2014**

Dear Sir/Madam,

In compliance of Clause 35 of the Listing Agreement, we are submitting herewith the **SHARE HOLDING PATTERN (DISTRIBUTION SCHEDULE)** for quarter ended September 30, 2014.

Kindly take the above on your record.


Yours Faithfully,
For **WALLFORT FINANCIAL SERVICES LIMITED**

DIRECTOR/ AUTHORISED SIGNATORY

Encl: As stated above.


Introductory sub-table (I)(a)

Name of the Company:		WALLFORT FINANCIAL SERVICES LIMITED	
Scrip Code:532053	Name of the scrip:WALLFORT	class of security:EQUITY	
QUARTER ENDED: 30.09.2014			
Partly paid-up shares:-			
	No. of partly paid-up shares	As a % of total no. of partly paid-up shares	As a % of total no. of shares of the company
Held by promoter/promoter group	0	0	0
Held by public	0	0	0
		0	
Total - D	0	0	0
Outstanding convertible securities:-			
	No. of outstanding securities	As a % of total no. of outstanding convertible securities	As a % of total no. of shares of the company, assuming full conversion of the convertible securities
Held by promoter/promoter group	0	0	0
Held by public	0	0	0
Total - E	0	0	0
Warrants:-			
	No. of warrants	As a % of total no. of warrants	As a % of total no. of shares of the company, assuming full conversion of warrants
Held by promoter/promoter group	0	0	0
Held by public	0	0	0
Total - F	0	0	0
Total paid-up capital of the company, assuming full conversion of warrants and convertible securities		9687200	



Statement Showing Shareholding Pattern

Category code	Category of Shareholder	Number of Shareholders	Table 1(a)		Total shareholding as a percentage of total number of shares		Shares Pledged or otherwise encumbered	
			Total number of shares	Number of shares held in dematerialized form	As a percentage of (A+B) ¹	As a percentage of (A+B+C)	Number of shares	As a percentage
(A)	(II) Shareholding of Promoter and Promoter Group ²	(III)	(IV)	(V)	(VI)	(VII)	(VIII)	(IX) = (VIII)/(IV)*100
1	Indian							
(a)	Individuals/ Hindu Undivided Family	25	7238100	7238100	74.72	74.72	0	0.00
(b)	Central Government/ State Government(s)	0			0.00	0.00	0	0.00
(c)	Bodies Corporate	1	24500	24500	0.25	0.25	0	0.00
(d)	Financial Institutions/ Banks	0	0	0	0.00	0.00	0	0.00
(e)	Any Others(Specify)	0	0	0	0.00	0.00	0	0.00
(e-i)					0.00	0.00	0	0.00
(e-ii)					0.00	0.00	0	0.00
					0.00	0.00	0	0.00
	Sub Total(A)(1)	26	7262600	7262600	74.97	74.97	0	0.00
2	Foreign							
a	Individuals (Non-Residents Individuals/ Foreign Individuals)	0	0	0	0.00	0.00	0.00	0.00
b	Bodies Corporate	0	0	0	0.00	0.00	0.00	0.00
c	Institutions	0	0	0	0.00	0.00	0.00	0.00
d	Qualified Foreign Investor	0	0	0	0.00	0.00	0.00	0.00
d-i	Any Others(Specify)				0.00	0.00	0.00	0.00
d-ii								
	Sub Total(A)(2)	0	0	0	0.00	0.00	0	0.00
	Total Shareholding of Promoter and Promoter Group (A)= (A)(1)+(A)(2)	26	7262600	7262600	74.97	74.97	0	0.00
(B)	Public shareholding							
1	Institutions							
(a)	Mutual Funds/ UTI	0	0	0	0.00	0.00	0.00	0.00
(b)	Financial Institutions / Banks	0	0	0	0.00	0.00	0.00	0.00
(c)	Central Government/ State Government(s)	0	0	0	0.00	0.00	0.00	0.00
(d)	Venture Capital Funds	0	0	0	0.00	0.00	0.00	0.00
(e)	Insurance Companies	0	0	0	0.00	0.00	0.00	0.00
(f)	Foreign Institutional Investors	0	0	0	0.00	0.00	0.00	0.00
(g)	Foreign Venture Capital Investors	0	0	0	0.00	0.00	0.00	0.00
(h)	Qualified Foreign Investor	0	0	0	0.00	0.00	0.00	0.00
(h-i)	Any Other (specify)				0.00	0.00	0.00	0.00
(h-ii)					0.00	0.00	0.00	0.00
	Sub-Total (B)(1)	0	0	0	0.00	0.00	0.00	0.00
B 2	Non-institutions							
(a)	Bodies Corporate	31	226641	226641	2.34	2.34	0.00	0.00
(b)	Individuals				0.00	0.00	0.00	0.00
	Individuals -i. Individual shareholders holding nominal share capital up to Rs 1 lakh	1504	1070413	236008	11.05	11.05	0.00	0.00
I								
	ii. Individual shareholders holding nominal share capital in excess of Rs. 1 lakh.	26	834892	472792	8.62	8.62		
(c)	Qualified Foreign Investor						0.00	0.00
(d)	Any Other (specify)							
(d-i)	Hindu undivided Families	34	292204	292204	3.02	3.02	0.00	0.00
(d-ii)	Clearing member	1	200	200	0.00	0.00	0.00	0.00
(d-iii)	NRI-Repatriable	1	250	250	0.00	0.00	0.00	0.00
(d-iv)	NRI-Non Repatriable	0	0	0	0.00	0.00	0.00	0.00
(d-v)	Directors	0	0	0	0.00	0.00	0.00	0.00
(d-vi)	Directors Relatives	0	0	0	0.00	0.00	0.00	0.00
							0.00	0.00



	Sub-Total (B)(2)	1597	2424600	1228095	25.03	25.03	0.00	0.00
							0.00	0.00
(B)	Total Public Shareholding (B)= (B)(1)+(B)(2)	1597	2424600	1228095	25.03	25.03	0.00	0.00
	TOTAL (A)+(B)	1623	9687200	8490695	100.00	100.00	87.65	0.00
(C)	Shares held by Custodians and against which Depository Receipts have been issued							
1	Promoter and Promoter Group	0	0	0	0	0.00	0.00	0
2	Public	0	0	0	0	0.00	0.00	0
	Sub-Total (C)	0	0	0	0	0	0	0
	GRAND TOTAL (A)+(B)+(C)	1623	9687200	8490695	100.00	100.00	0	0.00



(1)(b) Statement showing holding of securities (including shares, warrants, convertible securities) of persons belonging to the category "Promoter and Promoter Group"

Sr. No.	Name of the shareholder	Details of Shares held			Encumbered shares (*)			Details of warrants		Details of convertible securities		Total shares (including underlying shares assuming full conversion of warrants and convertible securities) as a % of diluted share capital
		Number of shares held	As a % of grand total (A)+(B)+(C)	No.	As a percentage (V)=(VI)/(III)*100	As a % of grand total (A)+(B)+(C) of sub-clause (1)(a)	Number of warrants held	As a % total number of warrants of the same class	Number of convertible securities held	As a % total number of convertible securities of the same class		
											(i)	
1	ASHOK BHARADIA	1100010	11.36	0	0.00	0.00	0	0	0	0	0	11.36
2	MANOJ BHARADIA	254340	2.63	0	0.00	0.00	0	0	0	0	0	2.63
3	ANIL JAIN	1225010	12.65	0	0.00	0.00	0	0	0	0	0	12.65
4	SANGEETA BHARADIA	841910	8.69	0	0.00	0.00	0	0	0	0	0	8.69
5	DEEPA LAHOTI	318010	3.28	0	0.00	0.00	0	0	0	0	0	3.28
6	ANJALI ANIL JAIN	947510	9.78	0	0.00	0.00	0	0	0	0	0	9.78
7	SHYAMSUNDER BHARADIA	100000	1.03	0	0.00	0.00	0	0	0	0	0	1.03
8	YASH GOLECHA	300010	3.10	0	0.00	0.00	0	0	0	0	0	3.10
9	DAXA MEGHRAJ GOLECHHA	200000	2.06	0	0.00	0.00	0	0	0	0	0	2.06
10	RAMKUMAR BHARADIA	136100	1.40	0	0.00	0.00	0	0	0	0	0	1.40
11	DEEPA BHARADIA	68900	0.71	0	0.00	0.00	0	0	0	0	0	0.71
12	VANDANA BHARADIA	108500	1.12	0	0.00	0.00	0	0	0	0	0	1.12
13	VIJAY BHARADIA	50000	0.52	0	0.00	0.00	0	0	0	0	0	0.52
14	NISHIT MEGHRAJ GOLECHA	100000	1.03	0	0.00	0.00	0	0	0	0	0	1.03
15	SHOBHA Y GOLECHA	100000	1.03	0	0.00	0.00	0	0	0	0	0	1.03
16	MEGHRAJ GULABCHAND GOLECHHA	199970	2.06	0	0.00	0.00	0	0	0	0	0	2.06
17	ANNAPURNA BHARADIA	147830	1.53	0	0.00	0.00	0	0	0	0	0	1.53
18	PRIYA JAIN	309000	3.19	0	0.00	0.00	0	0	0	0	0	3.19
19	TARADEVI JAIN	136000	1.40	0	0.00	0.00	0	0	0	0	0	1.40
20	TULSIRAM BHARADIA	100000	1.03	0	0.00	0.00	0	0	0	0	0	1.03
21	RADHA KISHAN BHARADIA	100000	1.03	0	0.00	0.00	0	0	0	0	0	1.03
22	SEEMA GOLECHHA	100000	1.03	0	0.00	0.00	0	0	0	0	0	1.03
23	KISHNIDEVI BHARADIA	100000	1.03	0	0.00	0.00	0	0	0	0	0	1.03
24	SHYAM SUNER BHARADIA	100000	1.03	0	0.00	0.00	0	0	0	0	0	1.03
25	RADHA KISHAN BHARADIA	95000	0.98	0	0.00	0.00	0	0	0	0	0	0.98
26	WALLFORT INVESTMENT & TRADING CO LT	24500	0.25	0	0.00	0.00	0	0	0	0	0	0.25
TOTAL		7262600	74.97	0	0.00	0.00	0	0	0	0	0	74.97

(*) The term "encumbrance" has the same meaning as assigned to it in regulation 28(3) of the SAST Regulations, 2011




(D)(c)(i) Statement showing holding of securities (including shares, warrants, convertible securities) of persons belonging to the category "Public" and holding more than 1% of the total number of shares

Sr. No.	Name of the shareholder	Number of shares held	Shares as a percentage of total number of shares (i.e., Grand Total (A)+(B)+(C) indicated in Statement at para (I)(a) above)	Details of warrants			Details of convertible securities		Total shares (including underlying shares assuming full conversion of warrants and convertible securities) as a % of diluted share capital
				Number of warrants held	As a % total number of warrants of the same class	Number of convertible securities held	% w.r.t total number of convertible securities of the same class		
1	BANG SECURITIES PVT LTD	185000	1.91	0	0	0	0	1.91	
2	INDU R GOLECHA	100000	1.03	0	0	0	0	1.03	
3	MISHRILAL H BANG	185000	1.91	0	0	0	0	1.91	
TOTAL		470000	4.85	0	0	0	0	4.85	



(1)(c)(ii) Statement showing holding of securities (including shares, warrants, convertible securities) of persons (together with PAC) belonging to the category "Public" and holding more than 5% of the total number of shares of the company

Sr. No.	Name(s) of the shareholder(s) and the Persons Acting in Concert (PAC) with them	Number of shares	Shares as a percentage of total number of shares (i.e., Grand Total (A)+(B)+(C) indicated in Statement at para (1)(a) above)	Details of warrants		Details of convertible securities		Total shares (including underlying shares assuming full conversion of warrants and convertible securities) as a % of diluted share capital
				Number of warrants	As a % total number of warrants of the same class	Number of convertible securities held	% w.r.t total number of convertible securities of the same class	
	NIL		0.00	0	0	0	0	0
			0.00	0	0	0	0	0
		0	0.00	0	0	0	0	0
TOTAL								



(I)(d) Statement showing details of locked-in shares

Sr. No.	Name of the shareholder	Number of locked-in shares	Locked-in shares as a percentage of total number of shares (i.e., Grand Total (A)+(B)+(C) indicated in Statement at para (I)(a) above)	Promoter/Promter Group/Public
	NIL		0.00	
		0	0.00	NIL
TOTAL			0.00	



(11)(a) Statement showing details of Depository Receipts (DRs)

Sr. No.	Type of outstanding DR (ADRs, GDRs, SDRs, etc.)	Number of outstanding DRs	Number of shares underlying outstanding DRs	Shares underlying outstanding DRs as a percentage of total number of shares (i.e., Grand Total (A)+(B)+(C) indicated in Statement at para (1)(a) above)
1	NIL			0.00
TOTAL		0	0	0.00



(II)(b) Statement showing holding of Depository Receipts (DRs), where underlying shares held by "promoter/promoter group" are in excess of 1% of the total number of shares

Sr. No.	Name of the DR Holder	Type of outstanding DR (ADRs, GDRs, SDRs, etc.)	Number of shares underlying outstanding DRs	Shares underlying outstanding DRs as a percentage of total number of shares {i.e., Grand Total (A)+(B)+(C) indicated in Statement at para (I)(a) above}
1	NIL			0.00
TOTAL			0	0.00



III (a) Statement showing the voting pattern of shareholders, if more than one class of shares/securities is issued by the issuer.

(Give description of voting rights for each class of security Class X, Class Y, Class Z)

Category code	Caegory of shareholder	Number of Voting Rights held in each class of securities			Total Voting Rights (III+IV+V) (VI)	Total Voting Rights (VI)	
		Class X (III)	Class Y (IV)	Class Z (V)		As a % of (A+B) (VII)	As a % of (A+B+C) (VIII)
(I)	(II)						
(A)	Promoter and Promoter Group						
(1)	Indian						
(a)	Individuals/Hindu Undivided Family						
(b)	Central/State Government(s)						
(c)	Bodies Corporate						
(d)	Financial Institutions/Banks						
(e)	Any Other (specify)						
	Sub-Total (A) (1)	N.A.	N.A.	N.A.	N.A.	N.A.	N.A.
(2)	Foreign						
(a)	Individuals (Non Resident/Foreign)						
(b)	Bodies Corporate						
(c)	Institituns						
(d)	Any Other (specify)						
	Sub-Total (A)(2)	N.A.	N.A.	N.A.	N.A.	N.A.	N.A.
	Total Shareholding of Ptomoter and Ptomoter Group (A)=(A)(1) + (A)(2)						
(B)	Public Shareholding						
(1)	Institutins						
(a)	Mutual Funds/UTI						
(b)	Financial Institutions/Banks						
(c)	Central/State Government(s)						
(d)	Venture Capital Funds						
(e)	Insurance Companies						
(f)	Foreign Institutional Investors						
(g)	Foreign Venture Capital Investors						
(h)	Any Other (specify)						
	Sub-Total (B) (1)	N.A.	N.A.	N.A.	N.A.	N.A.	N.A.
(2)	Non Institutons						
(a)	Bodies Corporate						
(b)	Individuals						
	i. Individual shareholders holding nominal share capital upto Rs. 1 lakh						
	ii. Individual shareholders holding nominal share capital in excess of Rs. 1 lakh.						
(c)	Any Other (specify)						
	Sub-Total (B) (2)	N.A.	N.A.	N.A.	N.A.	N.A.	N.A.
	TOTAL (A) + (B)	N.A.	N.A.	N.A.	N.A.	N.A.	N.A.
(C)	Shares held by Custodians and against which Depository Receipts have been issued						
	GRAND TOTAL (A)+(B)+(C)	N.A.	N.A.	N.A.	N.A.	N.A.	N.A.

