

WALLFORT

Financial Services Ltd.


Wallfort Financial Services Ltd
 Reg Off: 205A, Hari Chambers, S. B. Marg, Fort, Mumbai - 400001
 (CIN - L65920MH1994PLC082992)
 Tel: 66184016 / 66184017, Email: cosec@wallfort.com, Website: www.wallfort.com

(Rs. In lakhs, Except EPS)

Statement of Standalone Un-audited Financial Results For the Quarter and Half Year Ended 30th September 2020

Particulars	For the quarter ended			For the half year ended		For the year ended
	30/09/2020	30/06/2020	30/09/2019	30/09/2020	30/09/2019	31/03/2020
	Unaudited	Unaudited	Unaudited	Unaudited		Audited
1 Income						
Revenue from operations						
(i) Interest Income	26.70	25.53	29.62	52.23	67.52	124.37
(ii) Dividend Income	15.01	5.74	21.31	20.75	23.01	54.26
(iii) Rental Income	-	-	-	-	-	-
(iv) Fees and commission Income	-	-	-	-	-	-
- Brokerage Income	317.95	230.21	228.12	548.16	454.18	1,054.65
(v) Net gain on fair value changes	146.61	206.59	(168.31)	353.20	(443.54)	(932.27)
(vi) Net gain on derecognition of financial instruments under amortised cost category	-	-	-	-	-	-
(vii) Sale of products (including Excise Duty)	-	-	-	-	-	-
(viii) Sale of services	-	-	-	-	-	-
(ix) Other Operating Income	95.79	352.35	(710.14)	448.14	(1,177.19)	(2,010.64)
(I) Total Revenue From Operations	602.06	820.42	(599.40)	1,422.48	(1,076.02)	(1,709.64)
(II) Other income	17.75	0.48	-	18.23	0.09	0.60
(III) Total income (I+II)	619.81	820.90	(599.40)	1,440.71	(1,075.93)	(1,709.03)
2 Expenses						
(i) Finance costs	5.01	6.31	11.85	11.32	37.46	56.29
(ii) Impairment on financial instruments	-	-	-	-	-	-
(iii) Employee benefit expense	62.33	64.48	78.53	126.81	140.44	308.99
(iv) Depreciation, depletion and amortisation expense	7.38	7.15	7.41	14.53	14.68	29.45
(v) Other Expenses	134.59	128.79	195.34	263.38	351.76	727.69
(IV) Total expenses	209.31	206.73	293.14	416.04	544.34	1,122.42
(V) Profit/(Loss) Before Exceptional Items and Tax	410.50	614.17	(892.54)	1,024.67	(1,620.27)	(2,831.45)
(VI) Exceptional items	1.24	0.90	-	2.14	-	(0.15)
(VII) Profit/(Loss) Before Tax	411.74	615.07	(892.54)	1,026.81	(1,620.27)	(2,831.60)
(VIII) Tax expense						
Current tax	66.67	95.80	-	162.47	-	-
Deferred tax	-	-	-	-	-	(535.26)
Short/(Excess) Provision for tax for earlier years	-	-	-	-	0.77	0.77
(IX) Total Tax Expense	66.67	95.80	-	162.47	0.77	(534.49)
(X) Profit/(Loss) for the Period	345.07	519.27	(892.54)	864.34	(1,621.04)	(2,297.11)
(XI) Other Comprehensive Income						
(i) Other Comprehensive income not to be reclassified to profit and loss in subsequent periods:						
-Actuarial Gain/(Loss) on post retirement benefit plans	(1.81)	(1.71)	(3.03)	(3.52)	(3.03)	(6.82)
-Gain on sale of Equity Instruments through Other Comprehensive Income	-	-	-	-	-	(13.74)
-Deferred Tax on financial instrument	-	-	-	-	-	(26.89)
(XII) Total Other Comprehensive Income for the period	(1.81)	(1.71)	(3.03)	(3.52)	(3.03)	(47.45)
(XIII) Total Comprehensive Income for the period (X+XII)	343.26	517.56	(895.57)	860.82	(1,624.07)	(2,344.56)
(XIV) (a) Paid-up Equity Share Capital (Face value of Rs. 10)	968.72	968.72	968.72	968.72	968.72	968.72
(b) Other Equity	9,113.88	-	8,973.56	9,113.88	8,973.56	8,253.07
(XIX) Earnings per share						
Earnings per equity share for continuing operations						
Basic earnings per share	3.56	5.36	(9.21)	8.92	(16.73)	(23.71)
Diluted earnings per share	3.56	5.36	(9.21)	8.92	(16.73)	(23.71)

For and on behalf of Board of Directors
 Wallfort Financial Services Limited



Ashok Bharadia

Ashok Bharadia
 Managing Director
 DIN: 00407830

Place: Mumbai
 Date: 12th November 2020



WALLFORT


Financial Services Ltd.

Wallfort Financial Services Limited


Standalone Q2

Notes:

1. The aforesaid results have been reviewed by Audit Committee, and taken on record by the board of directors at their meeting held on 12th November, 2020.
2. The above financial results have been prepared in accordance with the recognition and measurement principles of IND AS prescribed under section 133 of the Companies Act 2013 read with relevant Rules issued there under and other accounting principles generally accepted in India and SEBI Circular dated 5th July 2016.
3. The company does not have more than one reportable segment in line with Ind AS 108 "Operating Segment" issued by ICAI and hence segmental information is not given.
4. The above Financial Results have been drawn up as per Division III applicable to Non-banking Financial Company (NBFC) in compliance with Companies (Indian Accounting Standards) Rules 2015 and as per amendments to Schedule III of the Companies Act, 2013 Vide MCA notification dated 11-10-2018. The Company is SEBI registered Stock Broker and is not required to be registered under Section 45-1A of the Reserve Bank of India,1934.
5. As per Ind AS 109, the company has unrealised gain/(loss) of Rs.353.20 lakhs and Rs. (443.54) lakhs for the half year ended 30th September 2020 and 30th September 2019 respectively which has been classified under 'Net gain on Fair Value changes'.
6. Figures of the previous period have been regrouped whenever necessary, in order to make them comparable
7. Provision for Deferred Tax will be reviewed at the year end



Asst. Director



WALLFORT

Financial Services Ltd.

Wallfort Financial Services Ltd		
Reg Off: 205A, Hari Chambers, S. B. Marg, Fort, Mumbai - 400001 (CIN - L65920MH1994PLC082992) Tel: 66184016 / 66184017, Email: cosec@wallfort.com, Website: www.wallfort.com		
Statement of Assets and Liabilities as at 30th September, 2020		
(Rs. In lakhs, unless otherwise stated)		
Particulars	As at 30th September,2020 (Unaudited)	As at 31st March,2020 (Audited)
I. ASSETS :		
I. Financial assets		
(a) Cash and cash equivalents	120.66	291.78
(b) Bank balance other than (a) above	1,448.75	1,248.75
(c) Receivables		
(I) Trade receivables	49.19	45.56
(II) Other receivables	-	-
(d) Loans	-	-
(e) Investments	7,107.58	6,522.68
(f) Other financial assets	311.90	290.06
	9,038.08	8,398.83
II. Non- financial assets		
(a) Current tax assets (net)	-	74.66
(b) Deffered tax assets (net)	882.25	882.25
(c) Investment property	-	-
(d) Property, plant and equipment	110.01	110.34
(e) Intangible assets under development	-	-
(f) Other intangible assets	-	-
(g) Other non-financial assets	366.55	313.16
	1,358.81	1,380.41
Total assets	10,396.89	9,779.24
II. LIABILITIES AND EQUITY		
Liabilities		
I. Financial liabilities		
(a) Payables		
(I) Trade payables		
(i) total outstanding dues of micro and small enterprises	-	-
(ii) total outstanding dues of creditor other than micro and small enterprises	94.65	235.26
(II) Other payables	-	-
(i) total outstanding dues of micro and small enterprises	-	-
(ii) total outstanding dues of creditor other than micro and small enterprises	-	-
(b) Debt securities	-	-
(c) Borrowings (Other than Debt Securities)	39.30	197.87
(d) Other financial liabilities	21.51	46.43
	155.46	479.56
2. Non- financial liabilities		
(a) Current tax liabilities (net)	87.88	-
(b) Deffered tax liabilities (net)	-	-
(c) Provisions	50.21	57.64
(d) Other non-financial liabilities	20.74	20.25
	158.83	77.89
3. Equity		
(a) Equity share capital	968.72	968.72
(b) Other equity	9,113.88	8,253.07
	10,082.60	9,221.79
Total Liabilities and Equity	10,396.89	9,779.24

Wallfort Financial Services Limited

Ashok Bharadia

Managing Director

National Stock Exchange - CLG. No. 08524
Sebi Regn. No. INB 230852430



National Stock Exchange-F & O-CLG. No. 08524
Sebi Regn. No. INF 230852430

The Stock Exchange, Mumbai - CLG. No. 194
Sebi Regn. No. INB 010852433

CIN No.: L65920MH1994PLC082992



WALLFORT

Financial Services Ltd.

Wallfort Financial Services Ltd

Reg Off: 205A, Hari Chambers, S. B. Marg, Fort, Mumbai - 400001

(CIN - L65920MH1994PLC082992)

Tel: 66184016 / 66184017, Email: cosec@wallfort.com, Website: www.wallfort.com


CASH FLOW STATEMENT FOR THE HALF YEAR ENDED 30TH SEPTEMBER, 2020

(Rs. In lakhs, unless otherwise stated)

Particular	September 30, 2020	September 30, 2019
A. CASH FLOW FROM OPERATING ACTIVITIES		
Profit before tax	1,026.81	(1,620.27)
Adjustment for:	-	
Depreciation, Amortisation and Impairment	14.53	14.68
Net gain on fair value changes	(350.08)	443.54
(Gain)/Loss on sale of equity instrument	(319.69)	541.15
Profit on sale of Fixed Asset	(2.14)	-
Actuarial Gain or Loss on post employment benefit	(3.52)	(3.03)
Interest Expense	11.32	37.46
Interest Income	(52.23)	(67.52)
Dividend Income	(20.75)	(23.01)
Operating Profit before Working Capital changes	304.25	(677.01)
Adjustment for:		
1) (Increase) / Decrease in Trade Receivables	(3.63)	10.17
2) Investment in Fixed deposit having maturity more than 3 months (Net of maturity)	(200.00)	(35.00)
2) (Increase) / Decrease in Other Financial Assets	(21.84)	(31.46)
4) (Increase) / Decrease in Non Current Assets	(53.39)	(21.49)
5) Increase / (Decrease) in Trade Payables	(140.61)	(887.66)
5) Increase / (Decrease) in Borrowings	(158.57)	(244.43)
6) Increase / (Decrease) in Other Financial Liabilities	(24.93)	(11.49)
5) Increase / (Decrease) in Provision	(7.43)	7.37
7) (Increase) / Decrease in Other Non-Financial Liabilities	0.48	(4.00)
Cash generated from Operations	(305.67)	(1,895.00)
Taxes Paid	0.09	18.86
Net cash used in operating activities	(305.58)	(1,876.14)
B. CASH FLOW FROM INVESTING ACTIVITIES		
Purchase of Fixed Assets	(15.07)	(5.38)
Sale of Fixed Assets	3.00	-
Net Cash used for Fixed Assets	(12.07)	(5.38)
Purchase of Investments	(2,617.43)	(5,935.63)
Sale of Investments	2,702.30	6,660.95
Net Cash used for Investments	84.87	725.32
Dividend Received	20.75	23.01
Net cash used for investing activities	93.55	742.96
C. CASH FLOW FROM FINANCING ACTIVITIES		
Interest Received	52.23	67.52
Interest Paid	(11.32)	(37.46)
Net cash used for financing activities	40.91	30.07
Net (Decrease)/Increase in cash and cash equivalents	(171.12)	(1,103.11)
Add : Cash and cash equivalents as at the beginning of the year	291.78	1,150.31
Cash and cash equivalents as at the end of the year	120.66	47.20
Components of cash and cash equivalents		
Cash on hand	1.64	5.08
In Current Accounts	119.02	42.12
Term deposit with bank (Original Maturity less than 3 months)	-	-

Wallfort Financial Services Limited

Ashok Bharadia
Managing Director
DIN: 00407830



National Stock Exchange - CLG. No. 08524
Sebi Regn. No. INF 230852430

National Stock Exchange-F & O-CLG. No. 08524
Sebi Regn. No. INF 230852430

The Stock Exchange, Mumbai - CLG. No. 194
Sebi Regn. No. INB 010852433

CIN No.: L65920MH1994PLC082992