



WALLFORT

Financial Services Ltd.

Date: October 14, 2013

To,
The Asst. Gen. Manager,
The Dept. of Corporate Services,
The Stock Exchange, Mumbai,
P. J. Towers, 25th Floor,
Dalal Street, Mumbai-400 001

Sub: SUBMISSION OF SHARE HOLDING PATTERN FOR THE QUARTER ENDED
SEPTEMBER 30, 2013

Dear Madam/Sir,

In compliance of Clause 35 of the Listing Agreement, we are submitting herewith the **SHARE HOLDING PATTERN (DISTRIBUTION SCHEDULE)** for quarter ended September 30, 2013.

Please take on record the same.


Yours Faithfully,
For **WALLFORT FINANCIAL SERVICES LIMITED**

DIRECTOR/ AUTHORISED SIGNATORY


Encl: As stated above.

Introductory sub-table (I)(a)


Name of the Company: WALLFORT FINANCIAL SERVICES LIMITED			
Scrip Code: 532053	Name of the scrip: WALLFORT		class of security: EQUITY
QUARTER ENDED: 30.09.2013			
Partly paid-up shares:-			
	No. of partly paid-up shares	As a % of total no. of partly paid-up shares	As a % of total no. of shares of the company
Held by promoter/promoter group	0	0	0
Held by public	0	0	0
	0	0	0
Total - D	0	0	0
Outstanding convertible securities:-			
	No. of outstanding securities	As a % of total no. of outstanding convertible securities	As a % of total no. of shares of the company, assuming full conversion of the convertible securities
Held by promoter/promoter group	0	0	0
Held by public	0	0	0
	0	0	0
Total - E	0	0	0
Warrants:-			
	No. of warrants	As a % of total no. of warrants	As a % of total no. of shares of the company, assuming full conversion of warrants
Held by promoter/promoter group	0	0	0
Held by public	0	0	0
	0	0	0
Total - F	0	0	0
Total paid-up capital of the company, assuming full conversion of warrants and convertible securities			
			9687200



Statement Showing Shareholding Pattern								
Category code	Category of Shareholder	Number of Shareholders	Table (I)(a)		Total shareholding as a percentage of total number of shares		Shares Pledged or otherwise encumbered	
			Total number of shares	Number of shares held in dematerialized form	As a percentage of (A+B) ¹	As a percentage of (A+B+C)	Number of shares	As a percentage
ended: 29	(II)	(III)	(IV)	(V)	(VI)	(VII)	(VIII)	(IX)= (VIII)/(IV)*100
(A)	Shareholding of Promoter and Promoter							
1	Indian							
(a)	Individuals/ Hindu Undivided Family	25	7238100	7238100	74.72	74.72	0	0.00
(b)	Central Government/ State Government(s)	0			0.00	0.00	0	0.00
(c)	Bodies Corporate	1	24500	24500	0.25	0.25	0	0.00
(d)	Financial Institutions/ Banks	0	0	0	0.00	0.00	0	0.00
(e)	Any Others(Specify)	0	0	0	0.00	0.00	0	0.00
(e-i)					0.00	0.00	0	0.00
(e-ii)					0.00	0.00	0	0.00
	Sub Total(A)(1)	26	7262600	7262600	74.97	74.97	0	0.00
2	Foreign							
a	Individuals (Non-Residents Individuals/ Foreign Individuals)	0	0	0	0.00	0.00	0.00	0.00
b	Bodies Corporate	0	0	0	0.00	0.00	0.00	0.00
c	Institutions	0	0	0	0.00	0.00	0.00	0.00
d	Qualified Foreign Investor	0	0	0	0.00	0.00	0.00	0.00
d-i	Any Others(Specify)							
d-ii								
	Sub Total(A)(2)	0	0	0	0.00	0.00	0	0.00
	Total Shareholding of Promoter and Promoter Group (A)= (A)(1)+(A)(2)	26	7262600	7262600	74.97	74.97	0	0.00
(B)	Public shareholding							
1	Institutions							
(a)	Mutual Funds/ UTI	0	0	0	0.00	0.00	0.00	0.00
(b)	Financial Institutions/ Banks	0	0	0	0.00	0.00	0.00	0.00
(c)	Central Government/ State Government(s)	0	0	0	0.00	0.00	0.00	0.00
(d)	Venture Capital Funds	0	0	0	0.00	0.00	0.00	0.00
(e)	Insurance Companies	0	0	0	0.00	0.00	0.00	0.00
(f)	Foreign Institutional Investors	0	0	0	0.00	0.00	0.00	0.00
(g)	Foreign Venture Capital Investors	0	0	0	0.00	0.00	0.00	0.00
(h)	Qualified Foreign Investor	0	0	0	0.00	0.00	0.00	0.00
(h-i)	Any Other (specify)				0.00	0.00	0.00	0.00
(h-ii)					0.00	0.00	0.00	0.00
	Sub-Total (B)(1)	0	0	0	0.00	0.00	0.00	0.00
B 2	Non-institutions							
(a)	Bodies Corporate	27	407488	407488	4.21	4.21	0.00	0.00
(b)	Individuals				0.00	0.00	0.00	0.00
I	Individuals -i. Individual shareholders holding nominal share capital up to Rs 1 lakh	1499	1068726	234321	11.03	11.03	0.00	0.00
II	ii. Individual shareholders holding nominal share capital in excess of Rs. 1 lakh.	26	834892	472792	8.62	8.62	0.00	0.00
(c)	Qualified Foreign Investor	0	0	0	0.00	0.00	0.00	0.00
(c-i)	Non Resident Indians	1	250	250	0.00	0.00	0.00	0.00
(c-ii)	Hindu Undivided Families	34	113244	113244	1.17	1.17	0.00	0.00
(c-iii)	Clearing Member	0	0	0	0.00	0.00	0.00	0.00
	Any Other (specify)						0.00	0.00
	Sub-Total (B)(2)	1587	2424600	1228095	25.03	25.03	0.00	0.00
(B)	Total Public Shareholding (B)= (B)(1)+(B)(2)	1587	2424600	1228095	25.03	25.03	0.00	0.00
	TOTAL (A)+(B)	1613	9687200	8490695	100.00	100.00	87.65	0.00



(C)	Shares held by Custodians and against which Depository Receipts have been issued							
1	Promoter and Promoter Group	0	0	0	0	0.00	0.00	0
2	Public	0	0	0	0	0.00	0.00	0
	Sub-Total (C)	0	0	0	0	0	0	
	GRAND TOTAL (A)+(B)+(C)	1613	9687200	8490695	100.00	100.00	0	0.00




Sr. No.	Name of the shareholder	Details of Shares held			Encumbered shares (*)			Details of warrants			Details of convertible securities			Total shares (including underlying shares assuming full conversion of warrants and convertible securities) as a % of diluted share capital
		Number of shares held	As a % of grand total (A) + (B) + (C)	No.	As a percentage (V) = (VI)/(VII) * 100	As a % of grand total (A) + (B) + (C) of sub-clause (I)(a)	Number of warrants held	As a % total number of warrants of the same class	Number of convertible securities held	As a % total number of convertible securities of the same class	(XII)			
(I)	(II)	(III)	(IV)	(V)	(VI) = (V)/(III) * 100	(VII)	(VIII)	(IX)	(X)	(XI)	(XII)			
1	ASHOK BHARADIA	1100010	11.36	0	0.00	0.00	0	0	0	0	11.36			
2	MANOJ BHARADIA	254340	2.63	0	0.00	0.00	0	0	0	0	2.63			
3	ANIL JAIN	1225010	12.65	0	0.00	0.00	0	0	0	0	12.65			
4	SANGEETA BHARADIA	841910	8.69	0	0.00	0.00	0	0	0	0	8.69			
5	DEEPAK LAHOTI	318010	3.28	0	0.00	0.00	0	0	0	0	3.28			
6	ANJALI ANIL JAIN	947510	9.78	0	0.00	0.00	0	0	0	0	9.78			
7	SHYAMSUNDER BHARADIA	1000000	1.03	0	0.00	0.00	0	0	0	0	1.03			
8	YASH GOLECHA	300010	3.10	0	0.00	0.00	0	0	0	0	3.10			
9	DAYA MEGHRAJ GOLECHHA	2000000	2.06	0	0.00	0.00	0	0	0	0	2.06			
10	RAMKUMAR BHARADIA	138100	1.40	0	0.00	0.00	0	0	0	0	1.40			
11	DEEPA BHARADIA	88900	0.71	0	0.00	0.00	0	0	0	0	0.71			
12	VANDANA BHARADIA	108500	1.12	0	0.00	0.00	0	0	0	0	1.12			
13	VILAY BHARADIA	50000	0.52	0	0.00	0.00	0	0	0	0	0.52			
14	NISHIT MEGHRAJ GOLECHHA	1000000	1.03	0	0.00	0.00	0	0	0	0	1.03			
15	SHOBHA Y GOLECHA	1000000	1.03	0	0.00	0.00	0	0	0	0	1.03			
16	MEGHRAJ GULABCHAND GOLECHHA	147830	2.06	0	0.00	0.00	0	0	0	0	2.06			
17	ANNA PURNA BHARADIA	199970	1.53	0	0.00	0.00	0	0	0	0	1.53			
18	PRIVA JAIN	3090000	3.19	0	0.00	0.00	0	0	0	0	3.19			
19	TARADEVI JAIN	136000	1.40	0	0.00	0.00	0	0	0	0	1.40			
20	TULSIRAM BHARADIA	1000000	1.03	0	0.00	0.00	0	0	0	0	1.03			
21	RADHA KISHAN BHARADIA	1000000	1.03	0	0.00	0.00	0	0	0	0	1.03			
22	SEEMA GOLECHHA	1000000	1.03	0	0.00	0.00	0	0	0	0	1.03			
23	KISHANDEVI BHARADIA	1000000	1.03	0	0.00	0.00	0	0	0	0	1.03			
24	SHYAM SUNER BHARADIA	1000000	1.03	0	0.00	0.00	0	0	0	0	1.03			
25	RADHA KISHAN BHARADIA	95000	0.98	0	0.00	0.00	0	0	0	0	0.98			
26	WALLFORT INVESTMENT & TRADING CO LT	24500	0.25	0	0.00	0.00	0	0	0	0	0.25			
	TOTAL	7262800	74.97	0	0.00	0.00	0	0	0	0	74.97			

(*) The term "encumbrance" has the same meaning as assigned to it in regulation 28(3) of the SAST Regulations, 2011




(D)(v) Statement showing holding of securities (including shares, warrants, convertible securities) of persons belonging to the category "Public" and holding more than 1% of the total number of shares

Sr. No.	Name of the shareholder	Number of shares held	Shares as a percentage of total number of shares (i.e., Grand Total (A)+(B)+(C) indicated in Statement at para (X)(a) above)	Details of warrants			Details of convertible securities		Total shares (including underlying shares assuming full conversion of warrants and convertible securities) as a % of diluted share capital
				Number of warrants held	As a % total number of warrants of the same class	Number of convertible securities held	% w.r.t total number of convertible securities of the same class		
1	MINDSET TECHNOLOGIES PVT LTD	400000	4.13	0	0	0	0	4.13	
2	INDU R GOLECHA	100000	1.03	0	0	0	0	1.03	
	TOTAL	500000	5.16	0	0	0	0	5.16	




(1)(c)(ii) Statement showing holding of securities (including shares, warrants, convertible securities) of persons (together with PAC) belonging to the category "Public" and holding more than 5% of the total number of shares of the company

Sr. No.	Name(s) of the shareholder(s) and the Persons Acting in Concert (PAC) with them	Number of shares	Shares as a percentage of total number of shares [i.e., Grand Total (A)+(B)+(C) indicated in Statement at para (D)(a) above]	Details of warrants		Details of convertible securities		Total shares (including underlying shares assuming full conversion of warrants and convertible securities) as a % of diluted share capital
				Number of warrants	As a % total number of warrants of the same class	Number of convertible securities held	% w.r.t total number of convertible securities of the same class	
NIL			(4.80) 0.00	0 0	0 0	0 0	0 0	0 0
TOTAL		0	0.00	0	0	0	0	0




(1)(d) Statement showing details of locked-in shares

Sr. No.	Name of the shareholder	Number of locked-in shares	Locked-in shares as a percentage of total number of shares i.e., Grand Total (A)+(B)+(C) indicated in Statement at para (1)(a) above	Promoter/Promoter Group/Public
1	NIL	0	0.00	NIL
TOTAL		0	0.00	



(1)(a) Statement showing details of Depository Receipts (DRs)

Sr. No.	Type of outstanding DR (ADRs, GDRs, SDRs, etc.)	Number of outstanding DRs	Number of shares underlying outstanding DRs	Shares underlying outstanding DRs as a percentage of total number of shares i.e., Grand Total (A)+(B)+(C) indicated in Statement at para (1)(a) above)
1	NIL			0.00
TOTAL		0	0	0.00



(D)(b) Statement showing holding of Depository Receipts (DRs), where underlying shares held by "promoter/promoter group" are in excess of 1% of the total number of shares

Sr. No.	Name of the DR Holder	Type of outstanding DR (ADRs, GDRs, SDRs, etc.)	Number of shares underlying outstanding DRs	Shares underlying outstanding DRs as a percentage of total number of shares i.e., Grand Total (A)+(B)+(C) indicated in Statement at para (D)(a) above}
1	NIL			0.00
TOTAL			0	0.00

